



AINTREE

MOTOR CYCLE RACING CLUB

Aintree Round 1

Sorted on Laps

01 - Classic 350-500 / Classic Unlimited / Post Classic Up To 750

Aintree 1.535 miles

Race 1

16/05/2026 12:07

Race (6 Laps) started at 12:07:14

Pos	No.	Name	Class	Laps	Diff	Gap	Total Tm	Best Tm	In Lap	Avg. Speed
Classic 350-500										
1	18	Mark Cronshaw	Classic 350-500	6			6:57.310	1:08.103	2	79.452
2	40	Barry Davidson	Classic 350-500	6	18.927	18.927	7:16.237	1:11.176	6	76.005
3	30	James Gerrard	Classic 350-500	6	20.595	1.668	7:17.905	1:10.994	6	75.715
4	65	Loris Hunt	Classic 350-500	6	21.481	0.886	7:18.791	1:10.428	4	75.562
5	5	Philip McGurk	Classic 350-500	6	21.859	0.378	7:19.169	1:11.737	5	75.497
6	100	Hefyn Owen	Classic 350-500	6	29.916	8.057	7:27.226	1:13.036	3	74.137
7	20	Jason Caunce	Classic 350-500	6	37.081	7.165	7:34.391	1:14.396	6	72.968
8	113	Meredydd Owen	Classic 350-500	6	58.313	21.232	7:55.623	1:17.504	2	69.711
9	179	Alec Cottam	Classic 350-500	5	1 Lap	1 Lap	7:34.040	1:28.170	2	60.854
Classic Unlimited										
1	73	Gary Porter	Classic Unlimited	6			7:45.829	1:15.673	5	71.176
2	63	Garth Stephen Woods	Classic Unlimited	6	8.776	8.776	7:54.605	1:17.291	3	69.860
Post Classic up to 750										
1	74	Jamie O'Brien	Post Classic up to 750	6			6:59.980	1:08.921	3	78.947
2	99	Leon Lerego	Post Classic up to 750	6	31.698	31.698	7:31.678	1:12.907	6	73.406
Not classified										
DNF	166	Billy Aldred	Post Classic up to 750	2	DNF		2:37.478	1:15.649	2	70.181

Announcements

Classic 350-500 92.5% Ave Speed = 73.49 mph

Post Classic Up To 750 92.5% Ave Speed = 73.02 mph

Classic Unlimited 92.5% Ave Speed = 65.83 mph

Margin of Victory	Avg. Speed	Best Lap Tm	Best Speed	Best Lap by
2.670	79.452	1:08.103	81.142	18 - Mark Cronshaw

Chief of Timing & Scoring

Orbits

Race Director

www.mylaps.com

aid to: Preston and District Motorcycle Club



AINTREE MOTOR CYCLE RACING CLUB

Aintree Round 1

Sorted on Laps

02 - Powerbikes 501-1300 / Golden Era Superbikes

Aintree 1.535 miles

Race 2

16/05/2026 12:21

Race (6 Laps) started at 12:21:59

Pos	No.	Name	Class	Laps	Diff	Gap	Total Tm	Best Tm	In Lap	Avg. Speed
Golden Era Superbikes										
1	45	Andy Lovett	Golden Era Superbikes	6			6:39.332	1:05.731	2	83.029
2	112	Mikey Taylor	Golden Era Superbikes	6	41.542	41.542	7:20.874	1:11.713	6	75.205
Powerbikes 501-1300										
1	121	Liam Thornton	Powerbikes 501-1300	6			6:24.845	1:02.579	2	86.154
2	22	Danny Lewis	Powerbikes 501-1300	6	4.789	4.789	6:29.634	1:04.278	2	85.095
3	35	Connor Irwin	Powerbikes 501-1300	6	11.509	6.720	6:36.354	1:04.047	6	83.652
4	231	Matthew Bell	Powerbikes 501-1300	6	11.515	0.006	6:36.360	1:04.913	2	83.651
5	29	Nick Read	Powerbikes 501-1300	6	23.191	11.676	6:48.036	1:06.536	2	81.258
6	203	Thomas 'Eddie' Wood	Powerbikes 501-1300	6	29.699	6.508	6:54.544	1:08.452	6	79.982
7	149	Steven Jones	Powerbikes 501-1300	6	32.938	3.239	6:57.783	1:05.715	2	79.362
8	216	Christopher Gould	Powerbikes 501-1300	6	35.703	2.765	7:00.548	1:07.428	5	78.840
9	31	Chris Roberts	Powerbikes 501-1300	6	38.730	3.027	7:03.575	1:08.670	4	78.277
10	911	Mick Gurnhill	Powerbikes 501-1300	6	1:00.434	21.704	7:25.279	1:11.539	2	74.461
11	123	Carl Watson	Powerbikes 501-1300	5	1 Lap	1 Lap	6:36.359	1:17.214	2	69.710
Not classified										
DNF	118	Aiden Goodings	Powerbikes 501-1300	4	DNF		4:50.664	1:11.222	2	76.047

Announcements

Powerbikes 501-1300 92.5% Ave Speed = 79.69 mph

Golden Era Superbikes 92.5% Ave Speed = 76.8 mph

Margin of Victory	Avg. Speed	Best Lap Tm	Best Speed	Best Lap by
4.789	86.154	1:02.579	88.304	121 - Liam Thornton

Chief of Timing & Scoring

Orbits

Race Director

www.mylaps.com

aid to: Preston and District Motorcycle Club



AINTREE

MOTOR CYCLE RACING CLUB

Aintree Round 1

Sorted on Laps

03 - 125GP & Moto3 / Formula 400 / 650 Stock Twin/ CB500

Aintree 1.535 miles

Race 3

16/05/2026 12:35

Race (6 Laps) started at 12:35:50

Pos	No.	Name	Class	Laps	Diff	Gap	Total Tm	Best Tm	In Lap	Avg. Speed
CB500										
1	96	Tom Hodge	CB500	6			7:17.781	1:11.073	6	75.736
2	129	James Fitzsimons	CB500	6	10.030	10.030	7:27.811	1:13.263	3	74.040
3	186	Steven Perkins	CB500	6	22.785	12.755	7:40.566	1:15.318	6	71.990
4	137	Carl Nicholson	CB500	6	38.103	15.318	7:55.884	1:17.300	4	69.672
5	262	Martin Gee	CB500	6	41.944	3.841	7:59.725	1:17.628	5	69.115
6	132	Nathan Nicholson	CB500	5	1 Lap	1 Lap	7:52.243	1:30.058	4	58.508
Formula 400										
1	361	Joey Draper	Formula 400	6			7:04.703	1:09.362	4	78.069
2	47	Daniel Pritchard	Formula 400	6	10.480	10.480	7:15.183	1:10.936	5	76.189
3	271	Paul Green	Formula 400	6	28.537	18.057	7:33.240	1:13.156	5	73.153
4	25	Robert Kellet	Formula 400	6	29.978	1.441	7:34.681	1:13.441	5	72.921
5	67	Daniel Galloway	Formula 400	6	54.273	24.295	7:58.976	1:17.221	5	69.223
Not classified										
DNF	11	Nathan Calland	Formula 400	5	DNF		5:57.126	1:09.257	2	77.368
125GP & Moto 3										
1	555	James Tucker	125GP & Moto 3	6			7:28.847	1:13.480	5	73.869
2	241	Brian Peaks	125GP & Moto 3	6	3.324	3.324	7:32.171	1:13.126	6	73.326
3	97	Simon Lehane	125GP & Moto 3	6	23.328	20.004	7:52.175	1:16.904	3	70.220
650 Stock Twins										
1	471	Joseph Busfield	650 Stock Twins	6			6:45.840	1:06.676	3	81.697
2	6	Richard Hunt	650 Stock Twins	6	8.190	8.190	6:54.030	1:07.695	2	80.081
3	61	Chris Cookson	650 Stock Twins	6	17.500	9.310	7:03.340	1:08.796	6	78.320
4	66	Kian O'Sullivan	650 Stock Twins	6	19.516	2.016	7:05.356	1:09.462	5	77.949
5	167	James Baron	650 Stock Twins	6	52.187	32.671	7:38.027	1:14.299	5	72.389

Announcements

- 125 GP & Moto 3 92.5% Ave Speed = 68.32 mph
- Formula 400 92.5% Ave Speed = 72.21 mph
- 650 Stock Twin 92.5% Ave Speed = 75.56 mph
- CB500 92.5% Ave Speed = 70.05 mph

Margin of Victory	Avg. Speed	Best Lap Tm	Best Speed	Best Lap by
8.190	81.697	1:06.676	82.878	471 - Joseph Busfield

Chief of Timing & Scoring

Orbits

Race Director

www.mylaps.com

aid to: Preston and District Motorcycle Club



AINTREE

MOTOR CYCLE RACING CLUB

Aintree Round 1

Sorted on Laps

04 - Supersport 600

Aintree 1.535 miles

Race 4

16/05/2026 12:50

Race (6 Laps) started at 12:50:14

Pos	No.	Name	Class	Laps	Diff	Gap	Total Tm	Best Tm	In Lap	Avg. Speed
Supersport 600										
1	199	Jack Long	Supersport 600	6			6:39.242	1:05.298	6	83.047
2	777	Ciara Cahoon	Supersport 600	6	0.094	0.094	6:39.336	1:05.190	3	83.028
3	77	Liam Weston	Supersport 600	6	0.708	0.614	6:39.950	1:04.713	3	82.900
4	51	Ryan Garside	Supersport 600	6	15.565	14.857	6:54.807	1:06.760	3	79.931
5	116	Steven Wood	Supersport 600	6	18.012	2.447	6:57.254	1:07.139	3	79.462
6	21	James Leatham	Supersport 600	6	20.112	2.100	6:59.354	1:08.997	5	79.064
7	236	Nick Curvin	Supersport 600	6	20.483	0.371	6:59.725	1:08.194	2	78.995
8	38	Will Neville	Supersport 600	6	27.145	6.662	7:06.387	1:07.754	6	77.760
9	110	Michael Goodings	Supersport 600	6	29.656	2.511	7:08.898	1:06.190	3	77.305
10	39	Wayne Pudge	Supersport 600	6	34.696	5.040	7:13.938	1:09.963	2	76.407
11	162	James Hargreaves	Supersport 600	6	34.849	0.153	7:14.091	1:10.003	6	76.380
12	161	Jack Lomax-Haslam	Supersport 600	6	44.884	10.035	7:24.126	1:11.530	2	74.654
13	123	Carl Watson	Supersport 600	5	1 Lap	1 Lap	6:48.627	1:19.206	2	67.617
Not classified										
DNF	37	David Wilson	Supersport 600	3	DNF		3:30.394	1:07.881	2	78.795

Announcements

Supersport 600 92.5% Ave Speed = 76.81 mph

Margin of Victory	Avg. Speed	Best Lap Tm	Best Speed	Best Lap by
0.094	83.047	1:04.713	85.392	77 - Liam Weston

Chief of Timing & Scoring

Orbits

Race Director

www.mylaps.com

aid to: Preston and District Motorcycle Club



AINTREE

MOTOR CYCLE RACING CLUB

Aintree Round 1

Sorted on Laps

05 - Classic Up To 250 / Up to 350 / Post Classic 125

Aintree 1.535 miles

Race 5

16/05/2026 13:07

Race (6 Laps) started at 13:07:36

Pos	No.	Name	Class	Laps	Diff	Gap	Total Tm	Best Tm	In Lap	Avg. Speed
Classic up to 250										
1	40	Barry Davidson	Classic up to 250	6			7:34.008	1:14.297	3	73.030
2	47	Dan Pritchard	Classic up to 250	6	37.319	37.319	8:11.327	1:19.963	6	67.483
3	122	Colin Wilcock	Classic up to 250	6	38.058	0.739	8:12.066	1:19.913	2	67.381
4	108	Dave Whitehouse	Classic up to 250	6	38.460	0.402	8:12.468	1:20.326	4	67.326
5	711	Nicholas Penny	Classic up to 250	5	1 Lap	1 Lap	8:47.797	1:41.755	3	52.350
Not classified										
DNF	25	Robert Kellet	Classic up to 250	5	DNF		7:11.284	1:22.761	2	64.065
Classic up to 350										
1	20	Jason Caunce	Classic up to 350	6			7:32.606	1:13.756	6	73.256
Not classified										
DNF	107	Michael Titchmarsh	Classic up to 350	4	DNF		5:15.301	1:16.994	3	70.104
Post classic 125										
1	80	Matt Davidson	Post classic 125	6			7:30.362	1:13.307	6	73.621
2	74	Jamie O'Brien	Post classic 125	6	0.628	0.628	7:30.990	1:13.295	6	73.518
3	101	Jack Collier	Post classic 125	6	16.599	15.971	7:46.961	1:15.621	6	71.004

Announcements

Classic Up To 250 92.5% Ave Speed = 67.55 mph

Classic Up To 350 92.5% Ave Speed = 67.76 mph

Post Classic 125 92.5% Ave Speed = 68.09 mph

Margin of Victory	Avg. Speed	Best Lap Tm	Best Speed	Best Lap by
0.628	73.621	1:13.295	75.394	74 - Jamie O'Brien

Chief of Timing & Scoring

Orbits

Race Director

www.mylaps.com

aid to: Preston and District Motorcycle Club



AINTREE

MOTOR CYCLE RACING CLUB

Aintree Round 1

Sorted on Laps

08 - Open Sidecar

Aintree 1.535 miles

Race 6

16/05/2026 13:23

Race (6 Laps) started at 13:23:23

Pos	No.	Name	Class	Laps	Diff	Gap	Total Tm	Best Tm	In Lap	Avg. Speed
Open Sidecar										
1	5	Robert Biggs Samuel Astley	Open Sidecar	6			7:00.738	1:08.151	5	78.804
2	99	Steve Ramsden Matty Ramsden	Open Sidecar	6	1.463	1.463	7:02.201	1:08.060	6	78.531
3	48	Mark Berry Amelia Berry	Open Sidecar	6	17.462	15.999	7:18.200	1:10.399	3	75.664
4	66	Alan Crowe Jack Fairhurst	Open Sidecar	6	27.217	9.755	7:27.955	1:13.006	6	74.016
5	18	Darren Hope Lenny Bumfrey	Open Sidecar	6	34.121	6.904	7:34.859	1:12.997	4	72.893
Not classified										
DNF	60	Alan Molyneux Gary Wheeler	Open Sidecar	1	DNF		1:25.810		0	64.398

Announcements

Open Sidecar 92.5% Ave Speed = 72.89 mph

Margin of Victory	Avg. Speed	Best Lap Tm	Best Speed	Best Lap by
1.463	78.804	1:08.060	81.193	99 - Steve Ramsden Matty Ramsden


Chief of Timing & Scoring

Orbits

Race Director

www.mylaps.com

aid to: Preston and District Motorcycle Club



AINTREE

MOTOR CYCLE RACING CLUB

Aintree Round 1

Sorted on Laps

06 - Superbikes 401-1300 / Pre Injection

Aintree 1.535 miles

Race 7

16/05/2026 14:25

Race (6 Laps) started at 14:25:47

Pos	No.	Name	Class	Laps	Diff	Gap	Total Tm	Best Tm	In Lap	Avg. Speed
Pre injection over 600										
1	45	Andy Lovett	Pre injection over 600	6			6:52.884	1:06.702	6	80.303
2	110	Michael Goodings	Pre injection over 600	6	21.700	21.700	7:14.584	1:09.211	6	76.294
3	31	Chris Roberts	Pre injection over 600	6	25.380	3.680	7:18.264	1:10.255	6	75.653
4	174	Vic Weaver	Pre injection over 600	6	40.497	15.117	7:33.381	1:11.539	6	73.131
5	911	Mick Gurnhill	Pre injection over 600	5		1 Lap	6:32.537	1:14.332	3	70.388
6	661	Rodger Wibberley	Pre injection over 600	5		1 Lap	6:37.660	1:16.365	5	69.481
7	810	Shaun Schofield	Pre injection over 600	5		1 Lap	6:38.058	1:16.705	5	69.412
8	140	Paul Myler	Pre injection over 600	5		1 Lap	9:036	6:47.094	3	67.871
9	14	Des Cowley	Pre injection over 600	5		1 Lap	31.156	7:18.250	2	63.046
Pre injection up to 600										
1	98	Matthew Miller	Pre injection up to 600	6			6:47.781	1:05.104	6	81.308
2	39	Wayne Pudge	Pre injection up to 600	6	21.391	21.391	7:09.172	1:08.530	5	77.256
3	13	John Darren Fawcett	Pre injection up to 600	6	33.290	11.899	7:21.071	1:09.708	6	75.172
4	134	Richie Harrison	Pre injection up to 600	6	33.954	0.664	7:21.735	1:11.092	6	75.059
5	115	Jack Meechan	Pre injection up to 600	6	39.907	5.953	7:27.688	1:11.113	5	74.061
6	37	David Wilson	Pre injection up to 600	5		1 Lap	6:32.723	1:16.450	4	70.355
7	106	Andrew Blacka	Pre injection up to 600	5		1 Lap	4:469	6:37.192	5	69.563
8	821	Nick Clare	Pre injection up to 600	5		1 Lap	14.983	6:52.175	3	67.035
Superbikes 401-1300										
1	22	Danny Lewis	Superbikes 401-1300	6			6:25.865	1:02.037	4	85.926
2	121	Liam Thornton	Superbikes 401-1300	6	9.374	9.374	6:35.239	1:03.173	3	83.888
3	35	Connor Irwin	Superbikes 401-1300	6	11.689	2.315	6:37.554	1:03.886	5	83.400
4	149	Steven Jones	Superbikes 401-1300	6	13.566	1.877	6:39.431	1:03.433	5	83.008
5	29	Nick Read	Superbikes 401-1300	6	24.912	11.346	6:50.777	1:06.481	4	80.715
6	38	Will Neville	Superbikes 401-1300	6	26.237	1.325	6:52.102	1:06.374	6	80.456
7	231	Matthew Bell	Superbikes 401-1300	6	29.354	3.117	6:55.219	1:06.814	2	79.852
8	216	Christopher Gould	Superbikes 401-1300	6	33.919	4.565	6:59.784	1:06.751	6	78.983
9	51	Ryan Garside	Superbikes 401-1300	6	47.313	13.394	7:13.178	1:09.378	5	76.541
10	116	Steven Wood	Superbikes 401-1300	6	52.033	4.720	7:17.898	1:10.346	6	75.716
11	118	Aiden Goodings	Superbikes 401-1300	6	57.485	5.452	7:23.350	1:10.436	5	74.785
12	203	Thomas 'Eddie' Wood	Superbikes 401-1300	6	1:02.567	5.082	7:28.432	1:12.564	6	73.938
13	162	James Hargreaves	Superbikes 401-1300	6	1:07.345	4.778	7:33.210	1:10.952	6	73.158

Announcements

Superbike 401-1300 92.5% Ave Speed = 79.48 mph
 Pre Injection Up To 600 92.5% Ave Speed = 75.2 mph
 Pre Injection Over 600 92.5% Ave Speed = 74.28 mph

Margin of Victory	Avg. Speed	Best Lap Tm	Best Speed	Best Lap by
9.374	85.926	1:02.037	89.076	22 - Danny Lewis

Chief of Timing & Scoring

Orbits

Race Director

www.mylaps.com

sd to: Preston and District Motorcycle Club



AINTREE

MOTOR CYCLE RACING CLUB

Aintree Round 1

Sorted on Laps

07 - 700 Supertwin / Forgotten Era

Aintree 1.535 miles

Race 8

16/05/2026 14:38

Race (6 Laps) started at 14:38:35

Pos	No.	Name	Class	Laps	Diff	Gap	Total Tm	Best Tm	In Lap	Avg. Speed
Forgotten Era over 500										
1	96	Tom Hodge	Forgotten Era over 500	6			7:02.254	1:08.280	6	78.521
2	36	Steve Cave	Forgotten Era over 500	6	0.507	0.507	7:02.761	1:08.550	6	78.427
3	94	Andrew Jackson	Forgotten Era over 500	6	21.244	20.737	7:23.498	1:11.027	6	74.760
4	140	Paul Myler	Forgotten Era over 500	6	30.420	9.176	7:32.674	1:12.051	6	73.245
Forgotten Era up to 500										
1	11	Nathan Calland	Forgotten Era up to 500	6			7:35.546	1:13.406	6	72.783
2	67	Daniel Galloway	Forgotten Era up to 500	5	1 Lap	1 Lap	6:37.436	1:16.169	5	69.521
3	166	Billy Aldred	Forgotten Era up to 500	5	1 Lap	15.047	6:52.483	1:19.643	5	66.985
4	262	Martin Gee	Forgotten Era up to 500	5	1 Lap	28.156	7:20.639	1:25.560	5	62.704
700 Supertwin										
1	8	Michael Bampton	700 Supertwin	6			6:36.889	1:04.227	5	83.540
2	21	James Leatham	700 Supertwin	6	0.122	0.122	6:37.011	1:04.243	5	83.514
3	50	Andy Herd	700 Supertwin	6	15.846	15.724	6:52.735	1:07.386	6	80.332
4	30	James Gerrard	700 Supertwin	6	19.991	4.145	6:56.880	1:08.094	6	79.534
5	713	Stephen Johnston	700 Supertwin	6	24.865	4.874	7:01.754	1:08.596	6	78.615
6	43	Chris Dickinson	700 Supertwin	6	32.560	7.695	7:09.449	1:08.815	3	77.206
7	89	Connor Woodman	700 Supertwin	6	35.712	3.152	7:12.601	1:09.718	6	76.643
8	12	Andy Jackson	700 Supertwin	6	43.110	7.398	7:19.999	1:12.109	2	75.355
9	101	Jack Collier	700 Supertwin	6	55.356	12.246	7:32.245	1:12.314	6	73.314
10	741	Owen Everard	700 Supertwin	6	1:13.226	17.870	7:50.115	1:14.813	6	70.527

Announcements

700 Supertwin 92.5% Ave Speed = 77.27 mph

Forgotten Era up to 500 92.5% Ave Speed = 67.32 mph

Forgotten Era Over 500 92.5% Ave Speed = 72.63 mph

Margin of Victory	Avg. Speed	Best Lap Tm	Best Speed	Best Lap by
0.122	83.540	1:04.227	86.039	8 - Michael Bampton

Chief of Timing & Scoring

Orbits

Race Director

www.mylaps.com

aid to: Preston and District Motorcycle Club



AINTREE MOTOR CYCLE RACING CLUB

Aintree Round 1

Sorted on Laps

02 - Powerbikes 501-1300 / Golden Era Superbikes

Aintree 1.535 miles

Race 9

16/05/2026 14:51

Race (6 Laps) started at 14:51:31

Pos	No.	Name	Class	Laps	Diff	Gap	Total Tm	Best Tm	In Lap	Avg. Speed
Golden Era Superbikes										
1	45	Andy Lovett	Golden Era Superbikes	6			6:40.644	1:05.819	2	82.757
2	110	Michael Goodings	Golden Era Superbikes	6	4.978	4.978	6:45.622	1:05.794	5	81.741
3	112	Mikey Taylor	Golden Era Superbikes	5	1 Lap	1 Lap	6:22.530	1:15.238	3	72.230
Powerbikes 501-1300										
1	22	Danny Lewis	Powerbikes 501-1300	6			6:18.017	1:02.132	5	87.710
2	121	Liam Thornton	Powerbikes 501-1300	6	0.382	0.382	6:18.399	1:01.866	5	87.622
3	35	Connor Irwin	Powerbikes 501-1300	6	1.428	1.046	6:19.445	1:01.329	6	87.380
4	149	Steven Jones	Powerbikes 501-1300	6	11.125	9.697	6:29.142	1:01.470	5	85.203
5	29	Nick Read	Powerbikes 501-1300	6	25.699	14.574	6:43.716	1:06.139	5	82.127
6	51	Ryan Garside	Powerbikes 501-1300	6	26.420	0.721	6:44.437	1:04.809	6	81.981
7	216	Christopher Gould	Powerbikes 501-1300	6	26.435	0.015	6:44.452	1:06.176	6	81.978
8	31	Chris Roberts	Powerbikes 501-1300	6	38.074	11.639	6:56.091	1:06.764	6	79.684
9	203	Thomas 'Eddie' Wood	Powerbikes 501-1300	6	44.015	5.941	7:02.032	1:09.268	5	78.563
10	118	Aiden Goodings	Powerbikes 501-1300	6	45.447	1.432	7:03.464	1:08.827	3	78.297
11	911	Mick Gurnhill	Powerbikes 501-1300	6	1:02.048	16.601	7:20.065	1:11.734	6	75.343
12	123	Carl Watson	Powerbikes 501-1300	5	1 Lap	1 Lap	6:41.492	1:18.603	3	68.818

Announcements

#149 Jump Start - 10 Second Penalty

Powerbikes 501-1300 92.5% Ave Speed = 81.13 mph

Golden Era Superbikes 92.5% Ave Speed = 76.55 mph

Margin of Victory	Avg. Speed	Best Lap Tm	Best Speed	Best Lap by
0.382	87.710	1:01.329	90.104	35 - Connor Irwin


Chief of Timing & Scoring

Orbits

Race Director

www.mylaps.com

aid to: Preston and District Motorcycle Club



AINTREE MOTOR CYCLE RACING CLUB

Aintree Round 1

Sorted on Laps

09 - Open 500 Inc. Supermono / 750 Twin / Steel Frame 600

Aintree 1.535 miles

Race 10

16/05/2026 15:03

Race (6 Laps) started at 15:03:50

Pos	No.	Name	Class	Laps	Diff	Gap	Total Tm	Best Tm	In Lap	Avg. Speed
Open 500 in Supermono										
1	361	Joey Draper	Open 500 in Supermono	6			7:19.797	1:10.789	6	75.389
2	96	Tom Hodge	Open 500 in Supermono	6	10.006	10.006	7:29.803	1:12.398	6	73.712
3	11	Nathan Calland	Open 500 in Supermono	6	10.274	0.268	7:30.071	1:12.787	6	73.668
4	186	Steven Perkins	Open 500 in Supermono	5	1 Lap	1 Lap	6:43.719	1:18.189	3	68.439
5	139	Sean Hooper	Open 500 in Supermono	5	1 Lap	1 Lap	6:53.649	1:19.397	3	66.796
6	262	Martin Gee	Open 500 in Supermono	5	1 Lap	11.629	7:05.278	1:22.600	5	64.969
Not classified										
DNF	179	Alec Cottam	Open 500 in Supermono	5	DNF		6:29.411	1:15.205	2	70.953
DNF	122	Colin Wilcock	Open 500 in Supermono	2	DNF		2:35.295	1:14.454	2	71.168
Steel Frame 600										
1	98	Matthew Miller	Steel Frame 600	6			6:29.665	1:03.501	5	85.088
2	39	Wayne Pudge	Steel Frame 600	6	19.451	19.451	6:49.116	1:06.589	3	81.043
3	115	Jack Meechan	Steel Frame 600	6	32.932	13.481	7:02.597	1:07.198	5	78.458
4	13	John Darren Fawcett	Steel Frame 600	6	34.696	1.764	7:04.361	1:08.014	5	78.132
5	134	Richie Harrison	Steel Frame 600	6	42.048	7.352	7:11.713	1:09.992	4	76.801
6	83	Leon Donaghy	Steel Frame 600	6	43.128	1.080	7:12.793	1:07.451	5	76.609
7	27	Matthew Rostron	Steel Frame 600	6	47.793	4.665	7:17.458	1:10.750	5	75.792
750 Twin										
1	8	Michael Bampton	750 Twin	6			6:30.906	1:03.604	5	84.818
2	21	James Leatham	750 Twin	6	5.232	5.232	6:36.138	1:04.446	4	83.698
3	30	James Gerrard	750 Twin	6	19.715	14.483	6:50.621	1:06.861	2	80.746
4	50	Andy Herd	750 Twin	6	20.838	1.123	6:51.744	1:06.465	4	80.526
5	471	Joseph Busfield	750 Twin	6	25.999	5.161	6:56.905	1:07.867	5	79.529
6	89	Connor Woodman	750 Twin	6	26.387	0.388	6:57.293	1:07.350	6	79.455
7	713	Stephen Johnston	750 Twin	6	26.781	0.394	6:57.687	1:07.909	6	79.380
8	43	Chris Dickinson	750 Twin	6	30.362	3.581	7:01.268	1:07.733	5	78.705
9	12	Andy Jackson	750 Twin	6	45.818	15.456	7:16.724	1:11.398	4	75.920
10	6	Richard Hunt	750 Twin	6	54.930	9.112	7:25.836	1:12.269	3	74.368
11	167	James Baron	750 Twin	5	1 Lap	1 Lap	6:52.426	1:19.635	3	66.994

Announcements

Open 500 Inc Supermono 92.5% Ave Speed = 69.73 mph

Up To 750 Twin 92.5% Ave Speed = 78.45 mph

Steel Frame 600 92.5% Ave Speed = 78.7 mph

Margin of Victory	Avg. Speed	Best Lap Tm	Best Speed	Best Lap by
1.241	85.088	1:03.501	87.022	98 - Matthew Miller

Chief of Timing & Scoring

Orbits

Race Director

www.mylaps.com

aid to: Preston and District Motorcycle Club



AINTREE

MOTOR CYCLE RACING CLUB

Aintree Round 1

Sorted on Laps

01 - Classic 350-500 / Classic Unlimited / Post Classic Up To 750

Aintree 1.535 miles

Race 11

16/05/2026 15:17

Race (6 Laps) started at 15:17:10

Pos	No.	Name	Class	Laps	Diff	Gap	Total Tm	Best Tm	In Lap	Avg. Speed
Classic 350-500										
1	18	Mark Cronshaw	Classic 350-500	6			7:05.082	1:09.737	3	77.999
2	30	James Gerrard	Classic 350-500	6	5.371	5.371	7:10.453	1:10.602	3	77.026
3	65	Loris Hunt	Classic 350-500	6	19.376	14.005	7:24.458	1:12.112	6	74.599
4	100	Hefyn Owen	Classic 350-500	6	19.550	0.174	7:24.632	1:11.927	5	74.570
5	20	Jason Caunce	Classic 350-500	6	27.717	8.167	7:32.799	1:13.380	4	73.225
6	179	Alec Cottam	Classic 350-500	5	1 Lap	1 Lap	7:54.978	1:32.934	5	58.171
Classic Unlimited										
1	63	Garth Stephen Woods	Classic Unlimited	5			7:00.327	1:22.420	2	65.735
Post Classic up to 750										
1	74	Jamie O'Brien	Post Classic up to 750	6			7:20.725	1:11.745	2	75.231
2	99	Leon Lerego	Post Classic up to 750	6	3.422	3.422	7:24.147	1:11.995	3	74.651
3	166	Billy Aldred	Post Classic up to 750	6	28.976	25.554	7:49.701	1:16.072	4	70.590

Announcements

Classic 350-500 92.5% Ave Speed = 72.14 mph

Post Classic Up To 750 92.5% Ave Speed = 69.58 mph

Classic Unlimited 92.5% Ave Speed = 64.75 mph

Margin of Victory	Avg. Speed	Best Lap Tm	Best Speed	Best Lap by
5.371	77.999	1:09.737	79.241	18 - Mark Cronshaw

Chief of Timing & Scoring

Orbits

Race Director

www.mylaps.com

aid to: Preston and District Motorcycle Club



AINTREE

MOTOR CYCLE RACING CLUB

Aintree Round 1

Sorted on Laps

08 - Open Sidecar

Aintree 1.535 miles

Race 12

16/05/2026 15:29

Race (6 Laps) started at 15:29:43

Pos	No.	Name	Class	Laps	Diff	Gap	Total Tm	Best Tm	In Lap	Avg. Speed
Open Sidecar										
1	5	Robert Biggs Samuel Astley	Open Sidecar	6			6:44.926	1:05.901	6	81.882
2	48	Mark Berry Amelia Berry	Open Sidecar	6	14.618	14.618	6:59.544	1:08.009	3	79.029
3	66	Alan Crowe Jack Fairhurst	Open Sidecar	6	34.848	20.230	7:19.774	1:11.270	6	75.393

Announcements

Open Sidecar 92.5% Ave Speed = 75.74 mph

Margin of Victory	Avg. Speed	Best Lap Tm	Best Speed	Best Lap by
14.618	81.882	1:05.901	83.853	5 - Robert Biggs Samuel Astley

Chief of Timing & Scoring

Orbits

Race Director

www.mylaps.com

aid to: Preston and District Motorcycle Club



AINTREE

MOTOR CYCLE RACING CLUB

Aintree Round 1

Sorted on Laps

03 - 125GP & Moto3 / Formula 400 / 650 Stock Twin/ CB500

Aintree 1.535 miles

Race 13

16/05/2026 15:42

Race (6 Laps) started at 15:42:57

Pos	No.	Name	Class	Laps	Diff	Gap	Total Tm	Best Tm	In Lap	Avg. Speed
CB500										
1	96	Tom Hodge	CB500	6			7:25.433	1:12.375	4	74.435
2	129	James Fitzsimons	CB500	6	5.584	5.584	7:31.017	1:13.438	2	73.514
3	186	Steven Perkins	CB500	6	36.876	31.292	8:02.309	1:17.961	2	68.744
4	137	Carl Nicholson	CB500	5	1 Lap	1 Lap	6:52.187	1:19.660	4	67.033
5	262	Martin Gee	CB500	5	1 Lap	7.175	6:59.362	1:21.620	3	65.886
6	132	Nathan Nicholson	CB500	5	1 Lap	1:06.127	8:05.489	1:32.800	5	56.912
Formula 400										
1	11	Nathan Calland	Formula 400	6			7:29.434	1:11.875	3	73.773
2	67	Daniel Galloway	Formula 400	6	19.536	19.536	7:48.970	1:15.755	2	70.700
3	271	Paul Green	Formula 400	6	29.810	10.274	7:59.244	1:17.571	5	69.184
4	25	Robert Kellet	Formula 400	6	40.664	10.854	8:10.098	1:17.010	2	67.652
Not classified										
DNF	361	Joey Draper	Formula 400	4	DNF		4:52.919	1:10.675	3	75.461
125GP & Moto 3										
1	241	Brian Pearks	125GP & Moto 3	6			8:02.685	1:18.097	2	68.691
650 Stock Twins										
1	471	Joseph Busfield	650 Stock Twins	6			6:49.410	1:07.082	3	80.985
2	6	Richard Hunt	650 Stock Twins	6	17.222	17.222	7:06.632	1:09.590	2	77.716
3	66	Kian O'Sullivan	650 Stock Twins	6	19.021	1.799	7:08.431	1:10.399	3	77.389
4	61	Chris Cookson	650 Stock Twins	6	22.589	3.568	7:11.999	1:10.482	5	76.750
5	167	James Baron	650 Stock Twins	6	1:10.947	48.358	8:00.357	1:18.011	3	69.024

Announcements

- 125 GP & Moto 3 92.5% Ave Speed = 63.53 mph
- Formula 400 92.5% Ave Speed = 68.24 mph
- 650 Stock Twin 92.5% Ave Speed = 74.91 mph
- CB500 92.5% Ave Speed = 68.85 mph

Margin of Victory	Avg. Speed	Best Lap Tm	Best Speed	Best Lap by
17.222	80.985	1:07.082	82.377	471 - Joseph Busfield

Chief of Timing & Scoring Orbits

Race Director

www.mylaps.com

aid to: Preston and District Motorcycle Club



AINTREE

MOTOR CYCLE RACING CLUB

Aintree Round 1

Sorted on Laps

04 - Supersport 600

Aintree 1.535 miles

Race 14

16/05/2026 15:56

Race (6 Laps) started at 15:56:40

Pos	No.	Name	Class	Laps	Diff	Gap	Total Tm	Best Tm	In Lap	Avg. Speed
Supersport 600										
1	777	Ciara Cahoon	Supersport 600	6			6:31.857	1:03.436	6	84.612
2	21	James Leatham	Supersport 600	6	5.255	5.255	6:37.112	1:04.246	6	83.493
3	199	Jack Long	Supersport 600	6	7.971	2.716	6:39.828	1:05.446	5	82.926
4	77	Liam Weston	Supersport 600	6	9.169	1.198	6:41.026	1:05.776	5	82.678
5	39	Wayne Pudge	Supersport 600	6	11.544	2.375	6:43.401	1:04.032	4	82.191
6	236	Nick Curvin	Supersport 600	6	19.826	8.282	6:51.683	1:06.490	6	80.538
7	38	Will Neville	Supersport 600	6	20.202	0.376	6:52.059	1:07.294	5	80.464
8	118	Aiden Goodings	Supersport 600	6	20.554	0.352	6:52.411	1:06.859	6	80.396
9	116	Steven Wood	Supersport 600	6	24.069	3.515	6:55.926	1:07.887	2	79.716
10	162	James Hargreaves	Supersport 600	6	36.024	11.955	7:07.881	1:09.223	6	77.489
11	37	David Wilson	Supersport 600	6	1:06.281	30.257	7:38.138	1:14.825	6	72.371
12	123	Carl Watson	Supersport 600	5	1 Lap	1 Lap	6:44.638	1:18.271	2	68.283

Announcements

Supersport 600 92.5% Ave Speed = 78.26 mph

Margin of Victory	Avg. Speed	Best Lap Tm	Best Speed	Best Lap by
5.255	84.612	1:03.436	87.111	777 - Ciara Cahoon


Chief of Timing & Scoring

Orbits

Race Director

www.mylaps.com

aid to: Preston and District Motorcycle Club



AINTREE

MOTOR CYCLE RACING CLUB

Aintree Round 1

Sorted on Laps

07 - 700 Supertwin / Forgotten Era

Aintree 1.535 miles

Race 15

16/05/2026 16:08

Race (6 Laps) started at 16:08:54

Pos	No.	Name	Class	Laps	Diff	Gap	Total Tm	Best Tm	In Lap	Avg. Speed
Forgotten Era over 500										
1	36	Steve Cave	Forgotten Era over 500	6			7:02.417	1:08.303	3	78.491
2	96	Tom Hodge	Forgotten Era over 500	6	7.161	7.161	7:09.578	1:07.457	2	77.183
3	94	Andrew Jackson	Forgotten Era over 500	6	10.689	3.528	7:13.106	1:09.621	6	76.554
4	140	Paul Myler	Forgotten Era over 500	6	37.344	26.655	7:39.761	1:13.091	5	72.116
Forgotten Era up to 500										
1	11	Nathan Calland	Forgotten Era up to 500	6			7:25.247	1:12.547	6	74.467
2	262	Martin Gee	Forgotten Era up to 500	5	1 Lap	1 Lap	7:02.517	1:22.450	2	65.394
Not classified										
DNF	67	Daniel Galloway	Forgotten Era up to 500	4	DNF		5:14.388	1:15.395	4	70.308
700 Supertwin										
1	8	Michael Bampton	700 Supertwin	6			6:35.515	1:04.396	4	83.830
2	21	James Leatham	700 Supertwin	6	4.678	4.678	6:40.193	1:04.837	5	82.850
3	30	James Gerrard	700 Supertwin	6	9.893	5.215	6:45.408	1:06.478	6	81.784
4	43	Chris Dickinson	700 Supertwin	6	14.657	4.764	6:50.172	1:07.119	5	80.834
5	713	Stephen Johnston	700 Supertwin	6	15.778	1.121	6:51.293	1:07.519	6	80.614
6	89	Connor Woodman	700 Supertwin	6	23.794	8.016	6:59.309	1:07.301	5	79.073
7	741	Owen Everard	700 Supertwin	6	41.959	18.165	7:17.474	1:10.170	4	75.790
8	12	Andy Jackson	700 Supertwin	6	48.013	6.054	7:23.528	1:11.000	4	74.755
9	55	Adrian Ponting	700 Supertwin	6	50.475	2.462	7:25.990	1:11.258	6	74.342
10	54	Paul Jackson	700 Supertwin						0	-
11	101	Jack Collier	700 Supertwin	6	1:07.033	16.558	7:42.548	1:14.379	5	71.681

Announcements

#12 Jump Start - 10s Penalty

#54 No Working Transponder - Time Not Official

700 Supertwin 92.5% Ave Speed = 77.54 mph

Forgotten Era up to 500 92.5% Ave Speed = 68.88 mph

Forgotten Era Over 500 92.5% Ave Speed = 72.6 mph

Margin of Victory	Avg. Speed	Best Lap Tm	Best Speed	Best Lap by
4.678	83.830	1:04.396	85.813	8 - Michael Bampton


Chief of Timing & Scoring

Orbits

Race Director

www.mylaps.com

Hosted by: Preston and District Motorcycle Club



AINTREE MOTOR CYCLE RACING CLUB

Aintree Round 1

Sorted on Laps

06 - Superbikes 401-1300 / Pre Injection

Aintree 1.535 miles

Race 16

16/05/2026 16:21

Race (6 Laps) started at 16:21:20

Pos	No.	Name	Class	Laps	Diff	Gap	Total Tm	Best Tm	In Lap	Avg. Speed
Pre injection over 600										
1	110	Michael Goodings	Pre injection over 600	6			6:42.325	1:05.766	4	82.411
2	45	Andy Lovett	Pre injection over 600	6	1.435	1.435	6:43.760	1:05.484	4	82.118
3	31	Chris Roberts	Pre injection over 600	6	18.560	17.125	7:00.885	1:07.407	6	78.777
4	810	Shaun Schofield	Pre injection over 600	6	41.221	22.661	7:23.546	1:11.272	6	74.752
Not classified										
DNF	911	Mick Gurnhill	Pre injection over 600	4	DNF		4:52.929	1:10.894	3	75.459
Pre injection up to 600										
1	98	Matthew Miller	Pre injection up to 600	6			6:35.753	1:04.439	5	83.780
2	39	Wayne Pudge	Pre injection up to 600	6	34.021	34.021	7:09.774	1:10.241	3	77.148
3	13	John Darren Fawcett	Pre injection up to 600	6	34.688	0.667	7:10.441	1:09.962	5	77.028
4	134	Richie Harrison	Pre injection up to 600	6	34.992	0.304	7:10.745	1:10.176	5	76.974
5	115	Jack Meechan	Pre injection up to 600	6	42.283	7.291	7:18.036	1:09.757	3	75.692
6	37	David Wilson	Pre injection up to 600	6	54.071	11.788	7:29.824	1:12.937	2	73.709
7	106	Andrew Blacka	Pre injection up to 600	5	1 Lap	1 Lap	6:24.429	1:15.095	4	71.873
Not classified										
DNF	821	Nick Clare	Pre injection up to 600	1	DNF		1:24.094		0	65.712
Superbikes 401-1300										
1	121	Liam Thornton	Superbikes 401-1300	6			6:15.158	1:01.318	5	88.379
2	22	Danny Lewis	Superbikes 401-1300	6	1.014	1.014	6:16.172	1:01.293	5	88.141
3	149	Steven Jones	Superbikes 401-1300	6	6.894	5.880	6:22.052	1:01.079	5	86.784
4	35	Connor Irwin	Superbikes 401-1300	6	21.284	14.390	6:36.442	1:03.072	3	83.634
5	29	Nick Read	Superbikes 401-1300	6	25.381	4.097	6:40.539	1:05.843	3	82.778
6	38	Will Neville	Superbikes 401-1300	6	28.198	2.817	6:43.356	1:05.759	4	82.200
7	58	John Ingram	Superbikes 401-1300	6	30.410	2.212	6:45.568	1:05.615	5	81.752
8	216	Christopher Gould	Superbikes 401-1300	6	30.757	0.347	6:45.915	1:05.825	3	81.682
9	162	James Hargreaves	Superbikes 401-1300	6	44.341	13.584	6:59.499	1:08.674	2	79.037
10	203	Thomas 'Eddie' Wood	Superbikes 401-1300	6	1:00.498	16.157	7:15.656	1:09.878	6	76.106

Announcements

#35 Junp Start - 10s Penalty

Superbike 401-1300 92.5% Ave Speed = 81.75 mph

Pre Injection Up To 600 92.5% Ave Speed = 77.49 mph

Pre Injection Over 600 92.5% Ave Speed = 76.23 mph

Margin of Victory	Avg. Speed	Best Lap Tm	Best Speed	Best Lap by
1.014	88.379	1:01.079	90.473	149 - Steven Jones

Chief of Timing & Scoring

Orbits

Race Director

www.mylaps.com

aid to: Preston and District Motorcycle Club



AINTREE

MOTOR CYCLE RACING CLUB

Aintree Round 1

Sorted on Laps

05 - Classic Up To 250 / Up to 350 / Post Classic 125

Aintree 1.535 miles

Race 17

16/05/2026 16:33

Race (6 Laps) started at 16:33:33

Pos	No.	Name	Class	Laps	Diff	Gap	Total Tm	Best Tm	In Lap	Avg. Speed
Classic up to 250										
1	40	Barry Davidson	Classic up to 250	6			7:31.598	1:12.907	3	73.419
2	94	Andrew Jackson	Classic up to 250	6	13.504	13.504	7:45.102	1:15.927	6	71.288
3	122	Colin Wilcock	Classic up to 250	6	23.922	10.418	7:55.520	1:16.981	2	69.726
4	711	Nicholas Penny	Classic up to 250	5	1 Lap	1 Lap	8:28.372	1:39.274	2	54.350
Classic up to 350										
1	20	Jason Caunce	Classic up to 350	6			7:22.645	1:12.633	4	74.904
2	107	Michael Titchmarsh	Classic up to 350	6	20.404	20.404	7:43.049	1:15.221	5	71.604
Post classic 125										
1	80	Matt Davidson	Post classic 125	6			7:24.527	1:12.601	3	74.587
2	101	Jack Collier	Post classic 125	6	14.764	14.764	7:39.291	1:14.379	3	72.190
Not classified										
DNF	74	Jamie O'Brien	Post classic 125		DNF				0	-

Announcements

Classic Up To 250 92.5% Ave Speed = 67.91 mph
 Classic Up To 350 92.5% Ave Speed = 69.28 mph
 Post Classic 125 92.5% Ave Speed = 68.99 mph

Margin of Victory	Avg. Speed	Best Lap Tm	Best Speed	Best Lap by
1.882	74.904	1:12.601	76.115	80 - Matt Davidson

Chief of Timing & Scoring

Orbits

Race Director

www.mylaps.com

aid to: Preston and District Motorcycle Club



AINTREE

MOTOR CYCLE RACING CLUB

Aintree Round 1

Sorted on Laps

09 - Open 500 Inc. Supermono / 750 Twin / Steel Frame 600

Aintree 1.535 miles

Race 18

16/05/2026 16:49

Race (6 Laps) started at 16:49:09

Pos	No.	Name	Class	Laps	Diff	Gap	Total Tm	Best Tm	In Lap	Avg. Speed
Open 500 in Supermono										
1	11	Nathan Calland	Open 500 in Supermono	6			7:11.822	1:10.274	3	76.782
2	17	Ben Phipps	Open 500 in Supermono	6	5.338	5.338	7:17.160	1:09.801	6	75.844
3	96	Tom Hodge	Open 500 in Supermono	6	8.015	2.677	7:19.837	1:11.879	4	75.382
4	186	Steven Perkins	Open 500 in Supermono	5	1 Lap	1 Lap	6:26.698	1:15.802	3	71.451
5	139	Sean Hooper	Open 500 in Supermono	5	1 Lap	8.928	6:35.626	1:16.717	2	69.839
6	179	Alec Cottam	Open 500 in Supermono	5	1 Lap	1.073	6:36.699	1:16.858	4	69.650
7	262	Martin Gee	Open 500 in Supermono	5	1 Lap	23.148	6:59.847	1:22.022	3	65.810
Steel Frame 600										
1	98	Matthew Miller	Steel Frame 600	6			6:25.876	1:03.325	3	85.924
2	83	Leon Donaghy	Steel Frame 600	6	21.802	21.802	6:47.678	1:05.567	6	81.329
3	115	Jack Meechan	Steel Frame 600	6	28.522	6.720	6:54.398	1:07.320	4	80.010
4	27	Matthew Rostron	Steel Frame 600	6	36.425	7.903	7:02.301	1:08.722	6	78.513
5	134	Richie Harrison	Steel Frame 600	6	37.332	0.907	7:03.208	1:08.760	6	78.344
6	39	Wayne Pudge	Steel Frame 600	6	39.154	1.822	7:05.030	1:08.882	2	78.009
7	13	John Darren Fawcett	Steel Frame 600	6	39.480	0.326	7:05.356	1:09.029	4	77.949
8	155	Martin Clare	Steel Frame 600	6	50.965	11.485	7:16.841	1:10.218	6	75.899
750 Twin										
1	21	James Leatham	750 Twin	6			6:38.332	1:04.946	2	83.237
2	30	James Gerrard	750 Twin	6	3.637	3.637	6:41.969	1:05.247	2	82.484
3	89	Connor Woodman	750 Twin	6	7.268	3.631	6:45.600	1:06.056	6	81.746
4	713	Stephen Johnston	750 Twin	6	12.669	5.401	6:51.001	1:07.221	6	80.671
5	43	Chris Dickinson	750 Twin	6	14.874	2.205	6:53.206	1:07.201	5	80.241
6	471	Joseph Busfield	750 Twin	6	17.948	3.074	6:56.280	1:07.830	5	79.648
7	55	Adrian Ponting	750 Twin	6	29.017	11.069	7:07.349	1:09.610	5	77.585
8	54	Paul Jackson	750 Twin						0	-
9	167	James Baron	750 Twin	5	1 Lap	1 Lap	6:40.099	1:18.220	3	69.058

Announcements

- #54 No Working Transponder - Time Not Official
- Open 500 Inc Supermono 92.5% Ave Speed = 79.47 mph
- Up To 750 Twin 92.5% Ave Speed = 76.99 mph
- Steel Frame 600 92.5% Ave Speed = 71.02 mph

Margin of Victory	Avg. Speed	Best Lap Tm	Best Speed	Best Lap by
12.456	85.924	1:03.325	87.264	98 - Matthew Miller

Chief of Timing & Scoring

Orbits

Race Director

www.mylaps.com

ded to: Preston and District Motorcycle Club



AINTREE

MOTOR CYCLE RACING CLUB

Aintree Round 1

Sorted on Laps

10 - Carole Fairclough Memorial

Aintree 1.535 miles

Race 19

16/05/2026 17:01

Race (8 Laps) started at 17:01:43

Pos	No.	Name	Class	Laps	Diff	Gap	Total Tm	Best Tm	In Lap	Avg. Speed
Supersport 600										
1	777	Ciara Cahoon	Supersport 600	8			8:29.045	1:02.352	8	86.845
2	77	Liam Weston	Supersport 600	8	4.087	4.087	8:33.132	1:02.373	4	86.153
3	199	Jack Long	Supersport 600	8	15.364	11.277	8:44.409	1:04.851	7	84.301
Up to 700 Twin										
1	8	Michael Bampton	Up to 700 Twin	8			8:33.963	1:02.844	6	86.014
2	21	James Leatham	Up to 700 Twin	8	14.354	14.354	8:48.317	1:05.067	8	83.677
3	89	Connor Woodman	Up to 700 Twin	8	18.383	4.029	8:52.346	1:04.362	7	83.044
4	713	Stephen Johnston	Up to 700 Twin	8	18.506	0.123	8:52.469	1:05.380	5	83.025
5	55	Adrian Ponting	Up to 700 Twin	8	34.917	16.411	9:08.880	1:07.006	8	80.542
6	741	Owen Everard	Up to 700 Twin	8	35.928	1.011	9:09.891	1:07.374	2	80.394
7	61	Chris Cookson	Up to 700 Twin	7	1 Lap	1 Lap	8:18.782	1:09.567	7	77.553
750-1000 Superbike										
1	22	Danny Lewis	750-1000 Superbike	8			8:12.799	59.874	8	89.708
2	58	John Ingram	750-1000 Superbike	8	0.191	0.191	8:12.990	1:00.391	8	89.673
3	121	Liam Thornton	750-1000 Superbike	8	4.635	4.444	8:17.434	1:00.971	7	88.872
4	29	Nick Read	750-1000 Superbike	8	38.624	33.989	8:51.423	1:04.627	7	83.188
5	203	Thomas 'Eddie' Wood	750-1000 Superbike	7	1 Lap	1 Lap	8:12.979	1:08.456	2	78.466

Margin of Victory	Avg. Speed	Best Lap Tm	Best Speed	Best Lap by
0.191	89.708	59.874	92.294	22 - Danny Lewis


Chief of Timing & Scoring

Orbits

Race Director

www.mylaps.com

aid to: Preston and District Motorcycle Club



AINTREE

MOTOR CYCLE RACING CLUB

Aintree Round 1

Sorted on Laps

08 - Open Sidecar

Aintree 1.535 miles

Race 20

16/05/2026 17:14

Race (6 Laps) started at 17:14:53

Pos	No.	Name	Class	Laps	Diff	Gap	Total Tm	Best Tm	In Lap	Avg. Speed
Open Sidecar										
1	5	Robert Biggs Samuel Astley	Open Sidecar	6			6:38.416	1:05.544	6	83.220
2	48	Mark Berry Amelia Berry	Open Sidecar	6	34.308	34.308	7:12.724	1:09.842	2	76.622
3	66	Alan Crowe Jack Fairhurst	Open Sidecar	6	47.642	13.334	7:26.058	1:09.856	2	74.331
4	60	Alan Molyneux Gary Wheeler	Open Sidecar	6	50.678	3.036	7:29.094	1:11.041	2	73.829

Announcements

Open Sidecar 92.5% Ave Speed = 76.97 mph

Margin of Victory	Avg. Speed	Best Lap Tm	Best Speed	Best Lap by
34.308	83.220	1:05.544	84.310	5 - Robert Biggs Samuel Astley

Chief of Timing & Scoring

Orbits

Race Director

www.mylaps.com

aid to: Preston and District Motorcycle Club