

Sorted on Laps

Aintree Round 3

01 Open 500 / 700 Twin / Steel Frame 600

Aintree 1.535 miles

Race 1

15/07/2023 14:22

Race (6 Laps) started at 14:22:43

Pos	No.	Name	Class	Laps	Diff	Total Tm	Best Tm	Avg. Speed	Town / City
Steel Frame 600									
1	21	James Leatham	Steel Frame 600	6		6:14.550	1:00.740	88.522	
2	39	Wayne Pudge	Steel Frame 600	6	12.313	6:26.863	1:02.947	85.705	
3	212	Steve Lester	Steel Frame 600	6	22.662	6:37.212	1:04.528	83.472	
4	68	Max Garside	Steel Frame 600	6	29.299	6:43.849	1:05.270	82.100	
5	601	Anthony Martin	Steel Frame 600	6	30.115	6:44.665	1:05.121	81.934	
6	69	Alex Skegg	Steel Frame 600	6	30.763	6:45.313	1:05.760	81.803	
7	47	Richard Harrison	Steel Frame 600	6	31.203	6:45.753	1:05.796	81.715	
8	186	Stephen Wilkinson	Steel Frame 600	6	38.850	6:53.400	1:07.081	80.203	
9	691	Jason Breakey	Steel Frame 600	6	40.431	6:54.981	1:07.009	79.898	
10	313	Darren Fawcett	Steel Frame 600	6	48.990	7:03.540	1:09.022	78.283	
Up to 500									
1	74	Jamie O'Brien	Up to 500	6		6:26.960	1:03.235	85.683	
2	671	Nigel Dearden	Up to 500	6	38.921	7:05.881	1:09.095	77.853	
3	179	Alex Cottam	Up to 500	5	1 Lap	6:15.311	1:12.762	73.619	
700 Twin									
1	25	Andrew Herd	700 Twin	6		6:34.275	1:04.019	84.094	
2	127	Ted Wilkinson	700 Twin	6	3.169	6:37.444	1:03.315	83.423	
3	87	Paul Magnay	700 Twin	6	6.171	6:40.446	1:04.700	82.798	
4	113	Stephen Johnston	700 Twin	6	7.900	6:42.175	1:05.992	82.442	
5	137	Robert Taylor	700 Twin	6	19.252	6:53.527	1:08.008	80.179	
6	48	Philip Morris	700 Twin	6	20.876	6:55.151	1:07.777	79.865	
7	72	Thomas Bradshaw	700 Twin	5	1 Lap	6:19.116	1:13.554	72.880	

Announcements

#127 10s penalty jump start  
 Steel Frame 600 92.5% Ave Speed = 81.88 mph  
 Up to 500 Open 92.5% Ave Speed = 79.25 mph  
 700 Twins 92.5% Ave Speed = 77.16 mph

Margin of Victory	Avg. Speed	Best Lap Tm	Best Speed	Best Lap by
12.313	88.522	1:00.740	90.978	21 - James Leatham

Chief Timekeeper - Damien Johnson

Orbits

Results provisional unless signed

www.mylaps.com  
Licensed to: PDMCC

Printed: 16/07/2023 12:49:29

**Sorted on Laps**

Aintree Round 3


02 Powerbikes 501 – 1300 / Golden Era Superbikes

Aintree 1.535 miles

Race 2

15/07/2023 14:34

Race (6 Laps) started at 14:34:27



Pos	No.	Name	Class	Laps	Diff	Total Tm	Best Tm	Avg. Speed	Town / City
<b>Golden Era Superbikes</b>									
1	182	Nick Clare	Golden Era Superbikes	6		7:57.399	1:17.350	69.451	
<b>Powerbikes 501-1300</b>									
1	22	Danny Lewis	Powerbikes 501-1300	6		7:01.486	1:07.984	78.665	
2	242	Ryan Jackson	Powerbikes 501-1300	6	4.296	7:05.782	1:09.339	77.871	
3	16	Nick Read	Powerbikes 501-1300	6	35.250	7:36.736	1:14.820	72.593	
<b>Not classified</b>									
DNF	627	Dean Miller	Powerbikes 501-1300	4	DNF	5:03.899	1:10.635	72.735	

**Announcements**

Golden Era Superbikes 92.5% Ave Speed = 64.24 mph  
 Powerbikes 501 – 1300 92.5% Ave Speed = 72.76 mph

Margin of Victory	Avg. Speed	Best Lap Tm	Best Speed	Best Lap by
4.296	78.665	1:07.984	81.284	22 - Danny Lewis

Chief Timekeeper - Damien Johnson

Orbits

Results provisional unless signed

www.mylaps.com  
 Licensed to: PDMCC

Printed: 16/07/2023 12:49:57

Aintree Round 3

Sorted on Laps


03 Sidecar F1 / Sidecar F2

Aintree 1.535 miles

Race 3

15/07/2023 14:50

Race (6 Laps) started at 14:50:15



Pos	No.	Name	Class	Laps	Diff	Total Tm	Best Tm	Avg. Speed	Town / City
Sidecar F1									
1	60A	Molyneux Coppock	Sidecar F1	6		6:39.919	1:04.970	82.907	
Not classified									
DNF	22A	Stephen Markland	Sidecar F1	5	DNF	5:27.091	1:02.568	84.472	
Sidecar F2									
1	89A	Hawkswell Taylor	Sidecar F2	6		6:47.050	1:06.164	81.454	
2	20A	D'Henin Gibson	Sidecar F2	6	0.197	6:47.247	1:06.062	81.415	

Announcements

Formula 1 Sidecars 92.5% Ave Speed = 76.68 mph

Formula 2 Sidecars 92.5% Ave Speed = 75.34 mph

Margin of Victory	Avg. Speed	Best Lap Tm	Best Speed	Best Lap by
7.131	82.907	1:04.970	85.055	60A - Molyneux Coppock

Chief Timekeeper - Damien Johnson

Orbits

Results provisional unless signed

www.mylaps.com  
Licensed to: PDMCC

Printed: 16/07/2023 12:50:14

Aintree Round 3

Sorted on Laps


04 Supersport 600

Aintree 1.535 miles

Race 4

15/07/2023 15:03

Race (6 Laps) started at 15:03:15



Pos	No.	Name	Class	Laps	Diff	Total Tm	Best Tm	Avg. Speed	Town / City
Supersport 600									
1	21	James Leatham	Supersport 600	6	2.697	6:00.942	58.999	91.860	
2	7	Stephen Gorton	Supersport 600	6	10.204	6:08.449	59.447	89.988	
3	103	Matt Bell	Supersport 600	6	11.295	6:09.540	1:00.309	89.722	
4	96	Thomas Hodge	Supersport 600	6	15.334	6:13.579	1:01.064	88.752	
5	405	Thomas Wignall	Supersport 600	6	24.988	6:23.233	1:02.646	86.517	
6	99	Luis Murphy	Supersport 600	6	39.556	6:37.801	1:04.882	83.348	
7	87	Paul Magnay	Supersport 600	6				-	
8	73	Joseph Bushfield	Supersport 600	6	45.199	6:43.444	1:05.955	82.182	
9	68	Max Garside	Supersport 600	6	48.630	6:46.875	1:05.083	81.489	
10	883	Andrew Sharp	Supersport 600	6		5:58.245	1:09.802	92.551	
Not classified									
DNF	131	Duncan Burns	Supersport 600	4	DNF	4:04.881	59.450	90.264	
DNF	39	Wayne Pudge	Supersport 600	3	DNF	3:19.803	1:05.349	82.972	
DNF	165	Liam Weston	Supersport 600	1	DNF	1:05.980		83.753	
DNF	34	Christopher Jones	Supersport 600	1	DNF	1:07.306		82.103	

Announcements

#87 - Position assigned manually, no Tx

#883 -Race ended before 883 past finished line, laps completed adjusted manually, time not official

Supersport 600 92.5% Ave Speed = 84.97 mph

Margin of Victory	Avg. Speed	Best Lap Tm	Best Speed	Best Lap by
10.204	91.860	58.999	93.663	21 - James Leatham

Chief Timekeeper - Damien Johnson

Orbits

Results provisional unless signed

www.mylaps.com  
Licensed to: PDMCC

Printed: 16/07/2023 12:50:28

Sorted on Laps

Aintree Round 3


05 351-500 Classics / Unlimited Classics / Post Classics 750

Aintree 1.535 miles

Race 5

15/07/2023 15:17

Race (6 Laps) started at 15:17:08



Pos	No.	Name	Class	Laps	Diff	Total Tm	Best Tm	Avg. Speed	Town / City
Classic 351-500									
1	65	Loris Hunt	Classic 351-500	6		7:03.405	1:09.046	78.308	
2	30	James Gerrard	Classic 351-500	6	2.609	7:06.014	1:09.661	77.828	
3	262	Daniel Pritchard	Classic 351-500	6	2.999	7:06.404	1:10.144	77.757	
4	11	Steven Elliott	Classic 351-500	6	5.535	7:08.940	1:10.150	77.298	
5	40	Brian Cooper	Classic 351-500	6	24.083	7:27.488	1:13.312	74.094	
Post Classic									
1	74	Jamie O'Brien	Post Classic	6		6:39.786	1:05.247	82.934	
2	246	Stuart Poulton	Post Classic	6	14.772	6:54.558	1:07.984	79.979	
3	4	Norman Williamson	Post Classic	6	37.007	7:16.793	1:11.306	75.908	
Unlimited Classic									
1	132	Michael Crompton	Unlimited Classic	6		6:53.682	1:07.219	80.149	
2	29	John Ivey	Unlimited Classic	6	14.483	7:08.165	1:09.416	77.437	
3	107	Michael Titchmarsh	Unlimited Classic	6	20.065	7:13.747	1:10.338	76.441	
4	78	Mark Rayment	Unlimited Classic	6	21.168	7:14.850	1:11.259	76.247	
5	156	Michael Wall	Unlimited Classic	6	30.783	7:24.465	1:11.558	74.598	
Not classified									
DNF	173	Gary Porter	Unlimited Classic	1	DNF	1:15.069		73.612	

Announcements

Post Classic up to 750 92.5% Ave Speed = 76.71 mph

Unlimited Classics 92.5% Ave Speed = 74.13 mph

351-500 Classics 92.5% Ave Speed = 72.43 mph

Margin of Victory	Avg. Speed	Best Lap Tm	Best Speed	Best Lap by
13.896	82.934	1:05.247	84.694	74 - Jamie O'Brien

Chief Timekeeper - Damien Johnson

Orbits

Results provisional unless signed

www.mylaps.com  
Licensed to: PDMCC

Printed: 16/07/2023 12:50:40

Aintree Round 3

Sorted on Laps


06 Pre Injection up to 600 / Pre Injection over 600

Aintree 1.535 miles

Race 6

15/07/2023 15:31

Race (6 Laps) started at 15:31:14



Pos	No.	Name	Class	Laps	Diff	Total Tm	Best Tm	Avg. Speed	Town / City
Pre Injection Over 600									
1	8	Michael Bampton	Pre Injection Over 600	6					
2	2	John Dieterman	Pre Injection Over 600	6		5:55.995	58.367	93.136	
3	46	Greg Lewis	Pre Injection Over 600	6	9.021	6:05.016	59.741	90.834	
4	311	Chris Roberts	Pre Injection Over 600	6	20.511	6:16.506	1:01.386	88.062	
5	80	Steve Birtles	Pre Injection Over 600	6	33.578	6:29.573	1:02.747	85.109	
Not classified									
DNF	140	Paul Myler	Pre Injection Over 600	1	DNF	1:14.047		74.628	
Pre Injection up to 600									
1	77	Mark Pattinson	Pre Injection up to 600	6		6:04.551	59.518	90.950	
2	37	Anthony Mitchell	Pre Injection up to 600	6	12.527	6:17.078	1:00.939	87.929	
3	39	Wayne Pudge	Pre Injection up to 600	6	14.719	6:19.270	1:01.943	87.421	
4	171	Damien Davis	Pre Injection up to 600	6	20.941	6:25.492	1:02.999	86.010	
5	212	Steve Lester	Pre Injection up to 600	6	26.834	6:31.385	1:03.681	84.715	
6	68	Max Garside	Pre Injection up to 600	6	27.377	6:31.928	1:03.751	84.597	
7	442	James Reveley	Pre Injection up to 600	6	28.263	6:32.814	1:03.531	84.406	
8	601	Anthony Martin	Pre Injection up to 600	6	31.768	6:36.319	1:04.871	83.660	
9	69	Alex Skegg	Pre Injection up to 600	6	32.541	6:37.092	1:04.566	83.497	
10	182	Nick Clare	Pre Injection up to 600	6	32.691	6:37.242	1:04.601	83.465	
11	186	Stephen Wilkinson	Pre Injection up to 600	6	33.319	6:37.870	1:04.908	83.334	

Announcements

#8 - Position assigned manually, no Tx  
 Pre Injection over 600 92.5% Ave Speed = 86.15 mph (based on 2nd place ave speed)  
 Pre Injection up to 600 92.5% Ave Speed = 84.12 mph

Margin of Victory	Avg. Speed	Best Lap Tm	Best Speed	Best Lap by
-	-	58.367	94.677	2 - John Dieterman

Chief Timekeeper - Damien Johnson Orbits

Results provisional unless signed  
 Printed: 16/07/2023 12:50:53

www.mylaps.com  
 Licensed to: PDMCC

**Sorted on Laps**

Aintree Round 3


07 750 Twin / F.E 500 / FE 501 Un / Supermono

Aintree 1.535 miles

Race 7

15/07/2023 15:43

Race (6 Laps) started at 15:43:35



Pos	No.	Name	Class	Laps	Diff	Total Tm	Best Tm	Avg. Speed	Town / City
<b>FE over 500</b>									
1	80	Steve Birtles	FE over 500	6		6:25.196	1:02.929	86.076	
2	177	Mark Brown	FE over 500	6	11.346	6:36.542	1:04.514	83.613	
3	36	Stephen Cave	FE over 500	6	19.431	6:44.627	1:05.856	81.942	
4	220	Simon Cunliffe	FE over 500	6	42.064	7:07.260	1:09.342	77.601	
5	29	John Ivey	FE over 500	6	43.514	7:08.710	1:09.681	77.339	
<b>FE up to 500</b>									
1	7	Stephen Gorton	FE up to 500	6		6:36.245	1:04.590	83.676	
2	10	Michael White	FE up to 500	6	19.002	6:55.247	1:08.066	79.846	
3	671	Nigel Dearden	FE up to 500	6	27.749	7:03.994	1:08.925	78.199	
4	4	Norman Williamson	FE up to 500	6	45.694	7:21.939	1:11.735	75.024	
<b>Supermono</b>									
1	119	Roger Wilson	Supermono	5		6:41.917	1:18.823	68.746	
<b>750 Twin</b>									
1	25	Andrew Herd	750 Twin	6		6:31.173	1:04.249	84.760	
2	137	Robert Taylor	750 Twin	6	13.503	6:44.676	1:05.905	81.932	
3	17	Martin Kelly	750 Twin	6	13.711	6:44.884	1:05.980	81.890	
4	48	Philip Morris	750 Twin	6	24.565	6:55.738	1:07.764	79.752	
5	72	Thomas Bradshaw	750 Twin	6	45.824	7:16.997	1:10.579	75.872	

**Announcements**

- FE up to 500 92.5% Ave Speed = 77.4 mph
- FE 501 Unlimited 92.5% Ave Speed = 79.62 mph
- 750 Twins 92.5% Ave Speed = 78.4 mph
- Supermono 92.5% Ave Speed = 63.59 mph

Margin of Victory	Avg. Speed	Best Lap Tm	Best Speed	Best Lap by
5.977	86.076	1:02.929	87.813	80 - Steve Birtles

Chief Timekeeper - Damien Johnson

Orbits

Results provisional unless signed

www.mylaps.com  
Licensed to: PDMCC

Printed: 16/07/2023 12:51:08

Sorted on Laps

Aintree Round 3


08 Classics 250 / Classic 350 Singles and Twins

Aintree 1.535 miles

Race 8

15/07/2023 15:55

Race (6 Laps) started at 15:55:33



Pos	No.	Name	Class	Laps	Diff	Total Tm	Best Tm	Avg. Speed	Town / City
Classic 250 Single									
1	108	David Whitehouse	Classic 250 Single	6		7:27.718	1:13.456	74.056	
2	43	Bruce McGeoghegan	Classic 250 Single	6	6.510	7:34.228	1:14.147	72.994	
3	781	David Edwards	Classic 250 Single	6	34.510	8:02.228	1:18.679	68.756	
4	4	Norman Williamson	Classic 250 Single	6	47.520	8:15.238	1:18.344	66.950	
5	711	Nicholas Penny	Classic 250 Single	5	1 Lap	7:22.936	1:27.203	62.379	
Not classified									
DNF	30	James Gerrard	Classic 250 Single	3	DNF	3:57.959	1:15.357	69.667	
Classic 250 Twin									
1	67	Richard Hunt	Classic 250 Twin	6		7:27.535	1:13.203	74.086	
Classic 350 Twin									
1	107	Michael Titchmarsh	Classic 350 Twin	6		7:04.930	1:09.319	78.027	
2	78	Mark Rayment	Classic 350 Twin	6	0.265	7:05.195	1:09.376	77.978	
3	51	Keith Shannon	Classic 350 Twin	6	4.378	7:09.308	1:10.447	77.231	
4	23	Ian Streets	Classic 350 Twin	6	17.337	7:22.267	1:12.357	74.968	

Announcements

Classic up to 250 Single Cylinder 92.5% Ave Speed = 68.5 mph

Classic Twins up to 350 92.5% Ave Speed = 72.17 mph

Margin of Victory	Avg. Speed	Best Lap Tm	Best Speed	Best Lap by
0.265	78.027	1:09.319	79.718	107 - Michael Titchmarsh
Chief Timekeeper - Damien Johnson				Orbits

*DJ*

Results provisional unless signed

www.mylaps.com  
Licensed to: PDMCC

Printed: 16/07/2023 12:51:20



Aintree Round 3

Sorted on Laps

09 125GP & Single Cylinder / F400 / Mini Twins

Aintree 1.535 miles

Race 9

15/07/2023 16:08

Race (6 Laps) started at 16:08:14

Pos	No.	Name	Class	Laps	Diff	Total Tm	Best Tm	Avg. Speed	Town / City
Formula 400									
1	7	Stephen Gorton	Formula 400	6	4.885	6:31.609	1:03.726	84.666	
2	10	Michael White	Formula 400	6	24.778	6:51.502	1:06.924	80.573	
3	177	Mark Brown	Formula 400	6	26.088	6:52.812	1:06.876	80.317	
4	220	Simon Cunliffe	Formula 400	6	30.532	6:57.256	1:08.509	79.462	
5	98	Scott Chritie	Formula 400	6		6:26.724	1:16.505	85.736	
Mini Twins									
1	47	Richard Harrison	Mini Twins	6		6:31.963	1:04.284	84.590	
2	137	Robert Taylor	Mini Twins	6	0.290	6:32.253	1:04.015	84.527	
3	19	Gareth Western	Mini Twins	6	16.932	6:48.895	1:06.972	81.087	
4	48	Philip Morris	Mini Twins	6	24.305	6:56.268	1:08.117	79.651	
5	90	Brian O'Connor	Mini Twins	6	30.441	7:02.404	1:08.908	78.494	
Not classified									
DNF	127	Ted Wilkinson	Mini Twins	5	DNF	5:20.337	1:02.926	86.253	
125 GP									
1	197	Simon Lehane	125 GP	6		7:02.407	1:08.892	78.493	

Announcements

#98 waved off in error, no of laps completed adjusted manually, overall time not official.

125 GP 92.5% Ave Speed = 72.6 mph

Mini Twins 92.5% Ave Speed = 78.24 mph

Formula 400 92.5% Ave Speed = 78.31 mph

Margin of Victory	Avg. Speed	Best Lap Tm	Best Speed	Best Lap by
5.239	84.666	1:03.726	86.715	7 - Stephen Gorton

Chief Timekeeper - Damien Johnson

Orbits



Results provisional unless signed

www.mylaps.com  
Licensed to: PDMCC

Printed: 16/07/2023 12:53:47

Sorted on Laps

Aintree Round 3


10 Superbikes 401-1300

Aintree 1.535 miles

Race 10

15/07/2023 16:21

Race (6 Laps) started at 16:21:40



Pos	No.	Name	Class	Laps	Diff	Total Tm	Best Tm	Avg. Speed	Town / City
-----	-----	------	-------	------	------	----------	---------	------------	-------------

Superbikes 401-1300

1	2	John Dieterman	Superbikes 401-1300	6		5:52.312	57.748	94.110	
2	22	Danny Lewis	Superbikes 401-1300	6	5.711	5:58.023	58.558	92.609	
3	103	Matt Bell	Superbikes 401-1300	6	21.599	6:13.911	1:01.407	88.674	
4	405	Thomas Wignall	Superbikes 401-1300	6	28.194	6:20.506	1:02.083	87.137	
5	311	Chris Roberts	Superbikes 401-1300	6	29.809	6:22.121	1:02.307	86.768	
6	16	Nick Read	Superbikes 401-1300	6	35.644	6:27.956	1:01.964	85.463	
7	242	Ryan Jackson	Superbikes 401-1300	6	40.198	6:32.510	1:02.625	84.472	
8	73	Joseph Bushfield	Superbikes 401-1300	6	54.187	6:46.499	1:05.463	81.565	

Announcements

#242 - 10s penalty for jump start

Superbikes 401-1300 92.5% Ave Speed = 87.05 mph

Margin of Victory	Avg. Speed	Best Lap Tm	Best Speed	Best Lap by
5.711	94.110	57.748	95.692	2 - John Dieterman

Chief Timekeeper - Damien Johnson

Orbits

Results provisional unless signed

www.mylaps.com  
Licensed to: PDMCC

Printed: 16/07/2023 12:54:00

Sorted on Laps

Aintree Round 3


03 Sidecar F1 / Sidecar F2

Aintree 1.535 miles

Race 11

15/07/2023 16:34

Race (6 Laps) started at 16:34:56



Pos	No.	Name	Class	Laps	Diff	Total Tm	Best Tm	Avg. Speed	Town / City
Sidecar F1									
1	22A	Stephen Markland	Sidecar F1	6		6:25.606	1:01.599	85.984	
2	60A	Molyneux Coppock	Sidecar F1	6	11.833	6:37.439	1:04.474	83.424	
Sidecar F2									
1	89A	Hawswell Taylor	Sidecar F2	6		6:24.944	1:03.128	86.132	
2	20A	D'Henin Gibson	Sidecar F2	5	1 Lap	8:13.681	1:24.430	55.967	

Announcements

Formula 1 Sidecars 92.5% Ave Speed = 79.53 mph

Formula 2 Sidecars 92.5% Ave Speed = 79.67 mph

Margin of Victory	Avg. Speed	Best Lap Tm	Best Speed	Best Lap by
0.662	86.132	1:01.599	89.709	22A - Stephen Markland

Chief Timekeeper - Damien Johnson

Orbits

Results provisional unless signed

www.mylaps.com  
Licensed to: PDMCC

Printed: 16/07/2023 12:51:59