

# Aintree Round 1

Sorted on Laps

01 125 GP /Formula 400 / Mini Twins Aintree 1.535 miles  
 Race 1 01/05/2023 11:52  
 Race (6 Laps) started at 11:52:11

Pos	No.	Name	Class	Laps	Diff	Total Tm	Best Tm	Avg. Speed	Town / City
<b>Formula 400</b>									
1	7	Stephen Gorton	Formula 400	6		6:24.864	1:03.275	86.150	
2	122	Collin Wilcock	Formula 400	6				-	Leigh
3	271	Tim Walsh	Formula 400	6	15.658	6:40.522	1:04.638	82.782	
4	81	Alfie Davidson	Formula 400	6	24.241	6:49.105	1:06.843	81.045	
5	611	Michael Lees	Formula 400	6	59.337	7:24.201	1:12.191	74.642	Congleton
6	259	Paul Sweeney	Formula 400	6	59.689	7:24.553	1:12.951	74.583	Manchester
7	98	Scot Christie	Formula 400	6	1:11.273	7:36.137	1:14.491	72.689	Southport
<b>Mini Twins</b>									
1	127	Ted Wilkinson	Mini Twins	6		6:30.881	1:04.103	84.824	Runcorn
2	137	Robert Taylor	Mini Twins	6	4.597	6:35.478	1:04.415	83.838	Birmingham
3	19	Gareth Weston	Mini Twins	6	17.344	6:48.225	1:06.965	81.220	Stockport
4	90	Brian O'Connor	Mini Twins	6	17.893	6:48.774	1:06.834	81.111	Darwen
5	178	Michael Wilkinson	Mini Twins	6	26.934	6:57.815	1:07.326	79.356	Preston
6	114	Darren McOwen	Mini Twins	6	33.608	7:04.489	1:05.606	78.108	Blackpool

Announcements  
 Rider 122 No Tx, position assigned manually, time not official  
 Formula 400 92.5% Ave Speed = 79.68 mph  
 Mini Twins 92.5% Ave Speed = 78.46 mph

Margin of Victory	Avg. Speed	Best Lap Tm	Best Speed	Best Lap by
6.017	86.150	1:03.275	87.333	7 - Stephen Gorton

Chief Timekeeper - Damien Johnson Orbits  
 Timekeeper - Tom Leah *D. Leah*

# Aintree Round 1

Sorted on Laps

02 Superbikes 401 - 1300

Aintree 1.535 miles

Re Run Race 2

13/05/2023 12:30

Race (6 Laps) started at 12:30:27

Pos	No.	Name	Class	Laps	Diff	Total Tm	Best Tm	Avg. Speed	Town / City
Superbikes 401-1300									
1	44	Rob Hodson	Superbikes 401-1300	6		5:34.506	54.835	99.119	
2	136	Jamie Coward	Superbikes 401-1300	6	7.587	5:42.093	56.260	96.921	Halifax
3	22	Danny Lewis	Superbikes 401-1300	6	16.334	5:50.840	57.576	94.505	WIRRAL
4	2	John Dieterman	Superbikes 401-1300	6	16.953	5:51.459	57.658	94.338	Walton Le Dale
5	63	Christopher Green	Superbikes 401-1300	6	20.251	5:54.757	58.174	93.461	Ormskirk
6	27	Matthew Rostron	Superbikes 401-1300	6	31.094	6:05.600	1:00.126	90.689	Liverpool
7	199	Alun Brooks	Superbikes 401-1300	6	33.301	6:07.807	59.764	90.145	Welshpool
8	93	Maximilian Ainscough	Superbikes 401-1300	6	37.464	6:11.970	59.918	89.136	Leigh
9	188	Josh Jones	Superbikes 401-1300	6	39.051	6:13.557	1:00.780	88.758	Chester
10	15	Colin Cooke	Superbikes 401-1300	6	39.481	6:13.987	1:00.747	88.655	
11	405	Thomas Wignall	Superbikes 401-1300	6	42.916	6:17.422	1:01.182	87.849	PRESTON
12	225	Bryan Walker	Superbikes 401-1300	6	45.091	6:19.597	1:01.829	87.345	Liverpool
13	50	Sam Cookson	Superbikes 401-1300	6	45.256	6:19.762	1:00.714	87.307	
14	20	Wayne Avis	Superbikes 401-1300	6	48.348	6:22.854	1:02.368	86.602	Douglas
15	33	Mark Raine	Superbikes 401-1300	6	48.841	6:23.347	1:01.770	86.491	Castletown
16	321	Paul Davies	Superbikes 401-1300	6	50.996	6:25.502	1:02.494	86.007	Telford
17	58	Andrew Ripley	Superbikes 401-1300	6	53.918	6:28.424	1:01.436	85.360	Stoke-on-Trent
18	82	Kevin Adams	Superbikes 401-1300	6	1:12.630	6:47.136	1:00.977	81.437	Mold
19	110	Ian Emson	Superbikes 401-1300	5	1 Lap	5:35.511	1:04.239	82.352	Warrington
Not classified									
DNF	160	Oliver Riley	Superbikes 401-1300	4	DNF	3:59.883	57.356	92.145	

## Announcements


Superbikes 401-1300 92.5% Ave Speed = 91.68 mph

Margin of Victory	Avg. Speed	Best Lap Tm	Best Speed	Best Lap by
7.587	99.119	54.835	100.775	44 - Rob Hodson

Chief Timekeeper - Damien Johnson

Orbits

Timekeeper - Tom Leah



Results provisional unless signed

www.mylaps.com

Printed: 14/05/2023 20:33:14

Licensed to: PDMCC

# Aintree Round 1

Sorted on Laps

03 Open 500 / 700 Twins / Steel Frame 600

Aintree 1.535 miles

Race 3

01/05/2023 12:18

Race (6 Laps) started at 12:18:01

Pos	No.	Name	Class	Laps	Diff	Total Tm	Best Tm	Avg. Speed	Town / City
<b>Open 500</b>									
1	202	Stuart Cranney	Open 500	6		6:59.301	1:07.869	79.074	CONSETT
2	211	Robert Cranney	Open 500	6	0.122	6:59.423	1:07.986	79.051	Consett
3	717	Ben Phipps	Open 500	5	1 Lap	6:13.745	1:11.947	73.927	Southport
4	251	John Garratt	Open 500	5	1 Lap	6:15.035	1:13.066	73.673	Barrow-in-Furness
<b>Steel Frame 600</b>									
1	21	James Leatham	Steel Frame 600	6		6:05.331	1:00.235	90.756	Warrington
2	113	Stephen Johnston	Steel Frame 600	6	4.802	6:10.133	1:00.542	89.579	BIRKENHEAD
3	39	Wayne Pudge	Steel Frame 600	6	5.981	6:11.312	1:00.735	89.294	Southport
4	92	Matthew Miller	Steel Frame 600	6	6.835	6:12.166	1:00.871	89.089	Southport
5	601	Anthony Martin	Steel Frame 600	6	21.298	6:26.629	1:02.902	85.757	Widnes
6	187	Steven Price	Steel Frame 600	6	23.009	6:28.340	1:02.354	85.379	Cheadle
7	47	Richard Harrison	Steel Frame 600	6	23.664	6:28.995	1:03.594	85.235	Fleetwood
8	189	Matthew Corkill	Steel Frame 600	6	29.271	6:34.602	1:03.963	84.024	Isle of Man
9	691	Jason Breakey	Steel Frame 600	6	30.357	6:35.688	1:03.860	83.793	Towyn
10	69	Alex Skegg	Steel Frame 600	6	32.403	6:37.734	1:04.413	83.362	Newton Abbott
11	32	Simon Griffiths	Steel Frame 600	6	34.839	6:40.170	1:04.820	82.855	Preston
12	186	Stephen Wilkinson	Steel Frame 600	6	44.339	6:49.670	1:05.489	80.933	Rochdale
13	313	John Fawcett	Steel Frame 600	6	44.924	6:50.255	1:05.948	80.818	Whitehaven
14	52	Jake Smith	Steel Frame 600	6	51.654	6:56.985	1:07.563	79.514	Barnsley
15	85	Christopher Hill	Steel Frame 600	6	52.247	6:57.578	1:05.667	79.401	Wrexham
<b>700 Twin</b>									
1	45	Jim Hodson	700 Twin	6		6:10.802	1:00.681	89.417	
2	25	Andrew Herd	700 Twin	6	7.282	6:18.084	1:01.623	87.695	Preston
3	41	Benjamin Rea	700 Twin	6	8.031	6:18.833	1:01.938	87.521	Clitheroe
4	30	James Gerrard	700 Twin	6	20.629	6:31.431	1:04.100	84.705	Bolton
5	17	Martin Kelly	700 Twin	6	24.141	6:34.943	1:03.535	83.951	Poulton-le-Fylde
6	127	Ted Wilkinson	700 Twin	6	24.382	6:35.184	1:03.652	83.900	Runcorn
7	114	Darren McOwen	700 Twin	6	24.675	6:35.477	1:04.193	83.838	Blackpool
8	79	Denzyl Weavill	700 Twin	6	26.535	6:37.337	1:04.972	83.446	Huddersfield
9	137	Robert Taylor	700 Twin	6	26.673	6:37.475	1:04.570	83.417	Birmingham
10	87	Paul Magnay	700 Twin	6	38.637	6:49.439	1:05.624	80.979	APPLEBY-
11	200	John Miller	700 Twin	6	41.569	6:52.371	1:07.220	80.403	Wirral
12	144	Luke Blevins	700 Twin	6	43.514	6:54.316	1:07.573	80.026	Isle of Man
<b>Not classified</b>									
DNF	96	Thomas Hodge	700 Twin	4	DNF	4:22.253	1:04.328	84.285	Chorley

## Announcements

Steel Frame 600 92.5% Ave Speed = 83.94 mph

Up to 500 Open 92.5% Ave Speed = 73.14 mph

700 Twins 92.5% Ave Speed = 82.71 mph

Margin of Victory	Avg. Speed	Best Lap Tm	Best Speed	Best Lap by
4.802	90.756	1:00.235	91.741	21 - James Leatham

Chief Timekeeper - Damien Johnson

Orbits

Timekeeper - Tom Leah



Results provisional unless signed

www.mylaps.com

Licensed to: PDMCC

Printed: 14/05/2023 20:33:27

# Aintree Round 1

Sorted on Laps

04 Powerbikes 501-1300 / Golden Era Superbikes

Aintree 1.535 miles

Race 4

01/05/2023 13:23

Race (6 Laps) started at 13:23:13

Pos	No.	Name	Class	Laps	Diff	Total Tm	Best Tm	Avg. Speed	Town / City
Golden Era Superbikes									
1	120	Joe Yeardsley	Golden Era Superbikes	6		5:57.382	58.324	92.775	Isle of Man
2	271	Tim Walsh	Golden Era Superbikes	6	12.813	6:10.195	1:00.321	89.564	
3	182	Nicholas Clare	Golden Era Superbikes	6	34.685	6:32.067	1:03.860	84.567	Winsford
4	141	Nigel Rea	Golden Era Superbikes	6	39.247	6:36.629	1:04.663	83.594	Langho
Powerbikes 501-1300									
1	160	Oliver Riley	Powerbikes 501-1300	6		5:49.551	57.190	94.853	
2	2	John Dieterman	Powerbikes 501-1300	6	2.961	5:52.512	57.394	94.056	Walton Le Dale
3	63	Christopher Green	Powerbikes 501-1300	6	4.558	5:54.109	58.034	93.632	Ormskirk
4	22	Danny Lewis	Powerbikes 501-1300	6	4.722	5:54.273	58.023	93.589	WIRRAL
5	244	Grant Thomson	Powerbikes 501-1300	6	9.555	5:59.106	58.661	92.329	Port St. Mary
6	165	Liam Weston	Powerbikes 501-1300	6	10.521	6:00.072	58.752	92.082	Leyland
7	145	Andrew Lovett	Powerbikes 501-1300	6	10.668	6:00.219	58.971	92.044	
8	188	Josh Jones	Powerbikes 501-1300	6	18.201	6:07.752	1:00.226	90.159	Chester
9	27	Matthew Rostron	Powerbikes 501-1300	6	18.978	6:08.529	1:00.094	89.968	Liverpool
10	82	Kevin Adams	Powerbikes 501-1300	6	19.960	6:09.511	59.726	89.729	Mold
11	225	Bryan Walker	Powerbikes 501-1300	6	25.568	6:15.119	1:01.154	88.388	Liverpool
12	86	Wayne Priestley	Powerbikes 501-1300	6	37.108	6:26.659	1:01.831	85.750	Adlington
13	366	John Francis	Powerbikes 501-1300	6	42.655	6:32.206	1:03.545	84.537	Chorley

## Announcements

Golden Era Superbikes 92.5% Ave Speed = 85.81 mph

Powerbikes 501 - 1300 92.5% Ave Speed = 87.73 mph

Margin of Victory	Avg. Speed	Best Lap Tm	Best Speed	Best Lap by
2.961	94.853	57.190	96.625	160 - Oliver Riley

Chief Timekeeper - Damien Johnson

Orbits

Timekeeper - Tom Leah



Results provisional unless signed

www.mylaps.com

Licensed to: PDMCC

Printed: 14/05/2023 20:33:36

# Aintree Round 1

Sorted on Laps

05 Sidecar F1 & F2

Aintree 1.535 miles

Race 5

01/05/2023 13:35

Race (6 Laps) started at 13:35:54

Pos	No.	Name	Class	Laps	Diff	Total Tm	Best Tm	Avg. Speed	Town / City
F1 Sidecar									
1	93	G Holden O Laurence	F1 Sidecar	6		6:04.910	58.977	90.861	
2	22	S Markland O Rigby	F1 Sidecar	6	3.028	6:07.938	1:00.048	90.113	Wigan
F2 Sidecars									
1	95	L Blackstock Rosney	F2 Sidecars	6		6:02.981	58.503	91.344	Blackburn
2	89	C Hauxwell TBC	F2 Sidecars	6	5.344	6:08.325	59.607	90.018	
3	4	D Molyneux D Sayle	F2 Sidecars	6	12.794	6:15.775	1:01.344	88.234	Isle of Man
4	60	A Molyneux TBC	F2 Sidecars	6	25.546	6:28.527	1:03.782	85.338	
5	75	Shipleay Astely	F2 Sidecars	6	36.838	6:39.819	1:05.581	82.928	
6	12	L Burnfry D Hope	F2 Sidecars	6	47.299	6:50.280	1:06.892	80.813	Isle of Man
7	32	A Illman J Mumner	F2 Sidecars	6	56.231	6:59.212	1:08.395	79.091	
8	135	A Crowe Ludlow	F2 Sidecars	6	56.948	6:59.929	1:08.922	78.956	Ashton Under Lyne
9	30	R Butler M Storey	F2 Sidecars	5	1 Lap	6:05.181	1:10.388	75.661	Ibstock

## Announcements

Formula 1 Sidecars 92.5% Ave Speed = 84.04 mph

Formula 2 Sidecars 92.5% Ave Speed = 84.48 mph

Margin of Victory	Avg. Speed	Best Lap Tm	Best Speed	Best Lap by
1.929	91.344	58.503	94.457	95 - L Blackstock Rosney

Chief Timekeeper - Damien Johnson

Orbits

Timekeeper - Tom Leah



Results provisional unless signed

www.mylaps.com

Licensed to: PDMCC

Printed: 14/05/2023 20:33:45

# Aintree Round 1

Sorted on Laps

06 Formula 600

Aintree 1.535 miles

Race 6

01/05/2023 13:48

Race (6 Laps) started at 13:48:50

Pos	No.	Name	Class	Laps	Diff	Total Tm	Best Tm	Avg. Speed	Town / City
Formula 600									
1	136	Jamie Coward	Formula 600	6		5:43.670	56.402	96.476	Halifax
2	244	Grant Thomson	Formula 600	6	11.029	5:54.699	58.124	93.476	Port St. Mary
3	21	James Leatham	Formula 600	6	11.690	5:55.360	57.971	93.303	Warrington
4	34	Christopher Jones	Formula 600	6	12.909	5:56.579	58.071	92.984	Neston
5	165	Liam Weston	Formula 600	6	14.457	5:58.127	58.495	92.582	Leyland
6	7	Stephen Gorton	Formula 600	6	16.109	5:59.779	59.007	92.157	
7	147	Oliver Morgan-Edwards	Formula 600	6	21.169	6:04.839	59.388	90.878	Crewe
8	77	Mark Pattinson	Formula 600	6	21.513	6:05.183	59.374	90.793	Lancaster
9	118	Andrew Sailor	Formula 600	6	23.443	6:07.113	1:00.082	90.316	Lancaster
10	93	Maximilian Ainscough	Formula 600	6	23.649	6:07.319	1:00.082	90.265	Leigh
11	50	Samuel Cookson	Formula 600	6	26.729	6:10.399	1:00.242	89.514	Leyland
12	190	Arran Hands	Formula 600	6	27.147	6:10.817	1:00.185	89.413	Rhyl
13	25	Andrew Herd	Formula 600	6	29.673	6:13.343	1:00.558	88.808	Preston
14	58	Andrew Ripley	Formula 600	6	29.861	6:13.531	1:00.436	88.764	Stoke-on-Trent
15	86	Wayne Priestly	Formula 600	6	30.286	6:13.956	1:00.601	88.663	
16	442	James Reveley	Formula 600	6	30.685	6:14.355	1:00.458	88.568	Carlisle
17	321	Paul Davies	Formula 600	6	35.758	6:19.428	1:01.551	87.384	Telford
18	131	Duncan Burns	Formula 600	6	35.959	6:19.629	1:00.066	87.338	Bolton
19	33	Mark Raine	Formula 600	6	40.173	6:23.843	1:02.684	86.379	Castletown
20	279	Barry Chippendale	Formula 600	6	41.170	6:24.840	1:02.447	86.155	Preston
21	27	Matthew Rostron	Formula 600	6	46.025	6:29.695	59.948	85.082	Liverpool
22	366	John Francis	Formula 600	6	46.356	6:30.026	1:03.238	85.010	Chorley
23	99	Luis Murphy	Formula 600	6	47.023	6:30.693	1:02.810	84.865	Warrington
24	441	Gareth Chadwick	Formula 600	6	51.651	6:35.321	1:03.549	83.871	Accrington
25	110	Ian Emson	Formula 600	6	55.722	6:39.392	1:04.646	83.016	Warrington
26	351	Martin Chester	Formula 600	5	1 Lap	5:43.867	1:06.861	80.351	Preston
27	20	Wayne Avis	Formula 600	5	1 Lap	5:44.176	1:03.015	80.279	
28	161	Michael Dunning	Formula 600	5	1 Lap	6:18.655	1:13.464	72.969	Douglas
29	883	Andrew Sharp	Formula 600	5	1 Lap	6:19.206	1:12.909	72.863	LEIGH

## Announcements

Formula 600 92.5% Ave Speed = 89.24 mph

Margin of Victory	Avg. Speed	Best Lap Tm	Best Speed	Best Lap by
11.029	96.476	56.402	97.975	136 - Jamie Coward

Chief Timekeeper - Damien Johnson

Orbits

Timekeeper - Tom Leah



Results provisional unless signed

www.mylaps.com

Licensed to: PDMCC

Printed: 14/05/2023 20:33:54

# Aintree Round 1

Sorted on Laps

07 351-500 Classics / Unlimited Classics / Post Classics 750

Aintree 1.535 miles

Race 7

01/05/2023 14:01

Race (6 Laps) started at 14:00:07

Pos	No.	Name	Class	Laps	Diff	Total Tm	Best Tm	Avg. Speed	Town / City
<b>Post Classic</b>									
1	246	Stuart Poulton	Post Classic	6		7:07.691	1:09.032	77.523	Skelmersdale
2	111	Graham Heath	Post Classic	6	11.685	7:19.376	1:11.762	75.462	Frodsham
3	911	Dave Cooper	Post Classic	6	11.931	7:19.622	1:11.966	75.419	Airdrie
<b>Unlimited Classics</b>									
1	132	Michael Crompton	Unlimited Classics	6		6:37.161	1:04.664	83.483	
2	156	Michael Wall	Unlimited Classics	6	20.810	6:57.971	1:08.060	79.326	Liverpool
3	78	Mark Rayment	Unlimited Classics	6	23.884	7:01.045	1:08.905	78.747	
4	23	Jan Streets	Unlimited Classics	6	31.521	7:08.682	1:10.030	77.344	Wirral
<b>351-500 Classics</b>									
1	411	Michael Hose	351-500 Classics	6		6:33.519	1:04.693	84.255	Wirral
2	55	Russ Mountford	351-500 Classics	6	0.467	6:33.986	1:04.682	84.155	Golborne
3	262	Daniel Pritchard	351-500 Classics	6	24.064	6:57.583	1:07.748	79.400	Leek
4	13	Meredydd Owen	351-500 Classics	6	27.638	7:01.157	1:08.838	78.726	Gwynedd
5	30	James Gerrard	351-500 Classics	6	35.344	7:08.863	1:10.461	77.311	Bolton
6	371	Guy Taylor	351-500 Classics	5	1 Lap	6:34.711	1:17.554	70.001	Stourbridge
<b>Not classified</b>									
DNF	95	Michael Schofield	351-500 Classics	2	DNF	2:33.488	1:13.785	72.006	Chorley

## Announcements

Post Classic up to 750 92.5% Ave Speed = 71.7 mph

Unlimited Classics 92.5% Ave Speed = 77.22 mph


351-500 Classics 92.5% Ave Speed = 77.93 mph

Margin of Victory	Avg. Speed	Best Lap Tm	Best Speed	Best Lap by
0.467	84.255	1:04.664	85.457	132 - Michael Crompton

Chief Timekeeper - Damien Johnson

Orbits

Timekeeper - Tom Leah



Results provisional unless signed

www.mylaps.com

Licensed to: PDMCC

Printed: 14/05/2023 20:34:04

# Aintree Round 1

Sorted on Laps

08 Pre Injection up to 600 / Pre Injection over 600

Aintree 1.535 miles

Race 8

01/05/2023 14:13

Race (6 Laps) started at 14:13:18

Pos	No.	Name	Class	Laps	Diff	Total Tm	Best Tm	Avg. Speed	Town / City
Pre Injection									
1	131	Duncan Burns	Pre Injection	6		6:00.574	58.959	91.953	Bolton
2	77	Mark Pattinson	Pre Injection	6	0.142	6:00.716	59.117	91.917	Lancaster
3	118	Andrew Sailor	Pre Injection	6	5.656	6:06.230	1:00.051	90.533	Lancaster
4	442	James Reveley	Pre Injection	6	12.852	6:13.426	1:00.828	88.789	Carlisle
5	113	Stephen Johnston	Pre Injection	6	15.543	6:16.117	1:01.328	88.153	BIRKENHEAD
6	39	Wayne Pudge	Pre Injection	6	17.210	6:17.784	1:01.660	87.764	Southport
7	37	Antony Mitchell	Pre Injection	6	24.294	6:24.868	1:02.089	86.149	Mold
8	182	Nick Clare	Pre Injection	6	28.308	6:28.882	1:03.323	85.260	Winsford
9	171	Damian Davis	Pre Injection	6	34.778	6:35.352	1:04.110	83.865	Liverpool
10	189	Matthew Corkill	Pre Injection	6	38.543	6:39.117	1:05.311	83.073	Isle of Man
11	691	Jason Breakey	Pre Injection	6	44.193	6:44.767	1:04.046	81.914	Abergele
12	85	Christopher Hill	Pre Injection	5	1 Lap	5:53.782	1:07.773	78.099	Wrexham
13	212	Steve Lester	Pre Injection	5	1 Lap	5:58.357	1:08.140	77.102	Bury St. Edmunds
Not classified									
DNF	186	Stephen Wilkinson	Pre Injection	5	DNF	5:43.894	1:06.554	80.345	Rochdale
DNF	313	John Darren Fawcett	Pre Injection	5	DNF	5:44.567	1:06.049	80.188	Whitehaven
DNF	52	Jake Smith	Pre Injection	5	DNF	5:44.900	1:06.862	80.110	Barnsley
DNF	601	Anthony Martin	Pre Injection	4	DNF	4:24.725	1:03.364	83.498	Widnes
DNF	32	Simon Griffiths	Pre Injection	4	DNF	4:27.158	1:04.429	82.738	Preston
Pre Injection Over 600									
1	120	Joe Yeardsley	Pre Injection Over 600	6		5:50.802	57.635	94.515	Isle of Man
2	2	John Dieterman	Pre Injection Over 600	6	1.284	5:52.086	57.717	94.170	Walton Le Dale
3	145	Andrew Lovett	Pre Injection Over 600	6	6.017	5:56.819	57.915	92.921	Chorley
4	8	Michael Bampton	Pre Injection Over 600	6	8.253	5:59.055	58.729	92.342	
5	311	Chris Roberts	Pre Injection Over 600	6	15.239	6:06.041	59.876	90.580	Liverpool
6	92	Matthew Miller	Pre Injection Over 600	6	21.791	6:12.593	1:00.913	88.987	Southport
7	80	Steven Birtles	Pre Injection Over 600	6	37.942	6:28.744	1:03.236	85.290	Nantwich
8	140	Paul Myler	Pre Injection Over 600	6	44.714	6:35.516	1:04.489	83.830	Telford
9	141	Nigel Rea	Pre Injection Over 600	6	47.757	6:38.559	1:05.419	83.190	Langho

## Announcements

Pre Injection over 600 92.5% Ave Speed = 87.42 mph  
 Pre Injection up to 600 92.5% Ave Speed = 85.05 mph

Margin of Victory	Avg. Speed	Best Lap Tm	Best Speed	Best Lap by
1.284	94.515	57.635	95.879	120 - Joe Yeardsley

Chief Timekeeper - Damien Johnson

Timekeeper - Tom Leah



Orbits

Results provisional unless signed

Printed: 14/05/2023 20:34:12

www.mylaps.com

Licensed to: PDMCC



# Aintree Round 1

Sorted on Laps

09 750 Twin / FE up to 500 / FE over 500 / Supermono

Aintree 1.535 miles

Race 9

01/05/2023 14:28

Race (6 Laps) started at 14:28:20

Pos	No.	Name	Class	Laps	Diff	Total Tm	Best Tm	Avg. Speed	Town / City
<b>FE 501 Unlimited</b>									
1	145	Andrew Lovett	FE 501 Unlimited	6		5:58.719	58.715	92.429	Chorley
2	80	Steven Birtles	FE 501 Unlimited	6	19.890	6:18.609	1:02.147	87.573	Nantwich
3	360	Dean Cufley	FE 501 Unlimited	6	20.777	6:19.496	1:01.119	87.369	Broseley
4	170	Gary Porter	FE 501 Unlimited	6	24.400	6:23.119	1:02.497	86.542	
5	140	Paul Myler	FE 501 Unlimited	6	28.791	6:27.510	1:02.862	85.562	Telford
6	691	Jason Breakey	FE 501 Unlimited	6	34.405	6:33.124	1:03.578	84.340	Abergele
7	36	Stephen Cave	FE 501 Unlimited	6	44.078	6:42.797	1:05.492	82.314	PRESCOT
8	220	Simon Cunliffe	FE 501 Unlimited	6	1:01.392	7:00.111	1:08.099	78.922	St. Helens
9	132	Michael Crompton	FE 501 Unlimited	6	1:02.351	7:01.070	1:08.151	78.742	
<b>FE Up to 500</b>									
1	7	Stephen Gorton	FE Up to 500	6		6:30.308	1:03.972	84.948	
2	70	Chris Barton	FE Up to 500	5	1 Lap	6:05.300	1:11.187	75.636	
3	259	Paul Sweeney	FE Up to 500	5	1 Lap	6:14.318	1:12.613	73.814	Manchester
4	611	Michael Lees	FE Up to 500	5	1 Lap	6:16.188	1:13.583	73.447	Congleton
5	251	John Garratt	FE Up to 500	5	1 Lap	6:17.289	1:13.664	73.233	Barrow-in-Furness
6	38	James Millington	FE Up to 500	5	1 Lap	7:11.125	1:24.095	64.088	Barrow-In-Furness
<b>750 Twin</b>									
1	45	Jim Hodson	750 Twin	6		6:15.399	1:01.731	88.322	
2	41	Benjamin Rea	750 Twin	6	0.124	6:15.523	1:01.336	88.293	Clitheroe
3	113	Stephen Johnston	750 Twin	6	0.308	6:15.707	1:00.916	88.250	BIRKENHEAD
4	96	Thomas Hodge	750 Twin	6	0.541	6:15.940	1:01.008	88.195	Chorley
5	17	Martin Kelly	750 Twin	6	23.160	6:38.559	1:04.930	83.190	Knott End
6	79	Denzyl Weavill	750 Twin	6	23.616	6:39.015	1:05.604	83.095	Huddersfield
7	137	Robert Taylor	750 Twin	6	28.921	6:44.320	1:05.507	82.004	
8	19	Gareth Weston	750 Twin	6	38.042	6:53.441	1:07.047	80.195	Stockport
9	15	Colin Cooke	750 Twin	6	38.582	6:53.981	1:07.625	80.091	Bury
10	178	Michael Wilkinson	750 Twin	6	48.560	7:03.959	1:08.987	78.206	Preston
11	200	John Miller	750 Twin	6	49.770	7:05.169	1:07.724	77.983	Wirral

## Announcements

FE up to 500 92.5% Ave Speed = 78.57 mph  
 FE 501 Unlimited 92.5% Ave Speed = 85.49 mph  
 750 Twins 92.5% Ave Speed = 81.69 mph

Margin of Victory	Avg. Speed	Best Lap Tm	Best Speed	Best Lap by
16.680	92.429	58.715	94.116	145 - Andrew Lovett

Chief Timekeeper - Damien Johnson

Orbits

Timekeeper - Tom Leah



Results provisional unless signed

www.mylaps.com  
 Licensed to: PDMCC

Printed: 14/05/2023 20:34:21

# Aintree Round 1

Sorted on Laps

10 Classic 250 Twin / 250 Single / 350 Twin / 350 Single

Aintree 1.535 miles

Race 10

01/05/2023 14:41

Race (6 Laps) started at 14:41:31

Pos	No.	Name	Class	Laps	Diff	Total Tm	Best Tm	Avg. Speed	Town / City
Classic up to 250 S/C									
1	717	Ben Phipps	Classic up to 250 S/C	5		6:12.056	1:12.762	74.263	Southport
2	108	David Whitehouse	Classic up to 250 S/C	5	1.265	6:13.321	1:13.117	74.011	Manchester
3	43	Bruce McGeoghegan	Classic up to 250 S/C	5	15.370	6:27.426	1:15.510	71.317	Wallasey
4	711	Nicholas Penny	Classic up to 250 S/C	4	1 Lap	5:45.125	1:23.428	64.046	Ulverston
5	142	Robert Aspden	Classic up to 250 S/C	3	2 Laps	5:27.083	1:29.907	50.684	Haslington
DNF	38	James Millington	Classic up to 250 S/C	2	DNF	2:54.855	1:26.242	63.207	Barrow-in-Furness
Classic up to 250 Twins									
1	67	Richard Hunt	Classic up to 250 Twins	5		6:11.417	1:12.713	74.391	Wetherby
	147	Oliver Morgan-Edwards	Classic up to 250 Twins	5	0.924	6:12.341	1:11.726	74.206	Crewe
DNF	122	Colin Wilcock	Classic up to 250 Twins	1	DNF	1:23.080		66.514	Leigh
Up To 350 Classic Twins									
1	55	Russ Mountford	Up To 350 Classic Twins	5		5:48.467	1:08.277	79.290	Golborne
2	78	Mark Rayment	Up To 350 Classic Twins	5	1.167	5:49.634	1:09.006	79.025	
3	23	Ian Streets	Up To 350 Classic Twins	5	10.544	5:59.011	1:10.611	76.961	Wirral
4	71	Andy Heckle	Up To 350 Classic Twins	5					
5	371	RIDE ONLY Guy Taylor	Up To 350 Classic Twins	5	38.507	6:26.974	1:15.847	71.400	Stourbridge

## Announcements


Rider 71 No Tx, position assigned manually, time unofficial  
 Classic up to 250 Single Cylinder 92.5% Ave Speed = 68.69 mph  
 Classic Twins up to 350 92.5% Ave Speed = 73.34 mph  
 Classic up to 250 Twins 92.5% Ave Speed = 68.81 mph

Margin of Victory	Avg. Speed	Best Lap Tm	Best Speed	Best Lap by
1.167	79.290	1:08.277	80.935	55 - Russ Mountford

Chief Timekeeper - Damien Johnson

Orbits

Timekeeper - Tom Leah



Results provisional unless signed

www.mylaps.com

Licensed to: PDMCC

Printed: 14/05/2023 20:34:30

# Aintree Round 1

Sorted on Laps

01 125 GP /Formula 400 / Mini Twins

Aintree 1.535 miles

Race 11

01/05/2023 14:59

Race (6 Laps) started at 14:57:59

Pos	No.	Name	Class	Laps	Diff	Total Tm	Best Tm	Avg. Speed	Town / City
Formula 400									
1	7	Stephen Gorton	Formula 400	6		6:24.680	1:03.002	86.191	
2	271	Tim Walsh	Formula 400	6	8.092	6:32.772	1:04.697	84.415	
3	122	Colin Wilcock	Formula 400	6	20.750	6:45.430	1:06.667	81.780	Leigh
4	81	Alfie Davidson	Formula 400	6	23.670	6:48.350	1:07.019	81.195	
5	611	Michael Lees	Formula 400	6	1:02.249	7:26.929	1:12.985	74.186	Congleton
6	259	Paul Sweeney	Formula 400	6	1:08.768	7:33.448	1:13.002	73.120	Manchester
7	98	Scot Christie	Formula 400	6	1:11.600	7:36.280	1:14.141	72.666	Southport
Mini Twins									
1	127	Ted Wilkinson	Mini Twins	6		6:24.771	1:02.925	86.171	Runcom
2	137	Robert Taylor	Mini Twins	6	9.492	6:34.263	1:04.957	84.096	Birmingham
3	47	Richard Harrison	Mini Twins	6	11.841	6:36.612	1:04.514	83.598	Fleetwood
4	114	Darren McOwen	Mini Twins	6	14.338	6:39.109	1:05.243	83.075	Blackpool
5	90	Brian O'Connor	Mini Twins	6	27.844	6:52.615	1:07.209	80.356	Darwen
6	15	Colin Cooke	Mini Twins	6	27.893	6:52.664	1:07.288	80.346	Bury
7	178	Michael Wilkinson	Mini Twins	6	40.303	7:05.074	1:08.560	78.001	Preston

## Announcements

Formula 400 92.5% Ave Speed = 79.72 mph


Mini Twins 92.5% Ave Speed = 79.7 mph

Margin of Victory	Avg. Speed	Best Lap Tm	Best Speed	Best Lap by
0.091	86.191	1:02.925	87.819	127 - Ted Wilkinson

Chief Timekeeper - Damien Johnson

Orbits

Timekeeper - Tom Leah



Results provisional unless signed

www.mylaps.com

Licensed to: PDMCC

Printed: 14/05/2023 20:34:40

# Aintree Round 1

Sorted on Laps

05 Sidecar F1 & F2

Aintree 1.535 miles

Race 12

01/05/2023 15:10

Race (6 Laps) started at 15:10:14

Pos	No.	Name	Class	Laps	Diff	Total Tm	Best Tm	Avg. Speed	Town / City
F1 Sidecar									
1	93	G Holden O Laurence	F1 Sidecar	6		5:56.759	58.521	92.937	
2	22	S Markland O Rigby	F1 Sidecar	6	8.280	6:05.039	59.888	90.829	Wigan
F2 Sidecars									
1	95	L Blackstock Rosney	F2 Sidecars	6		5:51.577	57.805	94.307	Blackburn
2	89	C Hauxwell TBC	F2 Sidecars	6	20.025	6:11.602	1:00.757	89.224	
3	60	A Molyneux TBC	F2 Sidecars	6	33.591	6:25.168	1:03.130	86.082	
4	75	Shipleigh Astely	F2 Sidecars	6	48.272	6:39.849	1:05.607	82.921	
5	135	A Crowe Ludlow	F2 Sidecars	6	1:04.345	6:55.922	1:08.032	79.717	Ashton Under Lyne
6	30	R Butler M Storey	F2 Sidecars	6	1:06.297	6:57.874	1:07.939	79.344	Ibstock
Not classified									
DNF	32	A Illman J Mumner	F2 Sidecars	4	DNF	4:36.895	1:07.691	79.828	

**Announcements**

Formula 1 Sidecars 92.5% Ave Speed = 85.96 mph

Formula 2 Sidecars 92.5% Ave Speed = 87.23 mph

Margin of Victory	Avg. Speed	Best Lap Tm	Best Speed	Best Lap by
5.182	94.307	57.805	95.597	95 - L Blackstock Rosney

Chief Timekeeper - Damien Johnson

Orbits

Timekeeper - Tom Leah



Results provisional unless signed

www.mylaps.com  
Licensed to: PDMCC

Printed: 14/05/2023 20:34:50

# Aintree Round 1

Sorted on Laps

02 Superbikes 401 - 1300

Aintree 1.535 miles

Race 13

01/05/2023 15:21

Race (6 Laps) started at 15:21:31

Pos	No.	Name	Class	Laps	Diff	Total Tm	Best Tm	Avg. Speed	Town / City
Superbikes 401-1300									
1	136	Jamie Coward	Superbikes 401-1300	6		5:42.285	56.391	96.867	Halifax
2	22	Danny Lewis	Superbikes 401-1300	6	4.350	5:46.635	57.191	95.651	WIRRAL
3	160	Oliver Riley	Superbikes 401-1300	6	4.483	5:46.768	56.772	95.614	
4	2	John Dieterman	Superbikes 401-1300	6	8.048	5:50.333	57.961	94.641	Walton Le Dale
5	63	Christopher Green	Superbikes 401-1300	6	10.419	5:52.704	57.948	94.005	Ormskirk
6	188	Josh Jones	Superbikes 401-1300	6	19.881	6:02.166	59.158	91.549	Chester
7	93	Maximilian Ainscough	Superbikes 401-1300	6	22.060	6:04.345	59.832	91.002	Leigh
8	311	Chris Roberts	Superbikes 401-1300	6	23.722	6:06.007	59.450	90.588	Liverpool
9	27	Matthew Rostron	Superbikes 401-1300	6	25.823	6:08.108	1:00.598	90.071	Liverpool
10	50	Sam Cookson	Superbikes 401-1300	6	31.672	6:13.957	1:00.312	88.663	
11	15	Colin Cooke	Superbikes 401-1300	6	32.368	6:14.653	1:01.159	88.498	
12	82	Kevin Adams	Superbikes 401-1300	6	33.371	6:15.656	1:00.877	88.262	Mold
13	225	Bryan Walker	Superbikes 401-1300	6	33.825	6:16.110	1:01.454	88.155	Liverpool
14	20	Wayne Avis	Superbikes 401-1300	6	36.315	6:18.600	1:02.388	87.575	Douglas
15	33	Mark Raine	Superbikes 401-1300	6	41.891	6:24.176	1:03.126	86.304	Castletown
16	321	Paul Davies	Superbikes 401-1300	6	41.985	6:24.270	1:02.971	86.283	Telford
17	199	Alun Brooks	Superbikes 401-1300	6	46.056	6:28.341	1:00.826	85.379	Welshpool
18	627	Dean Miller	Superbikes 401-1300	6	50.561	6:32.846	1:04.258	84.399	Liverpool
19	58	Andrew Ripley	Superbikes 401-1300	6	51.012	6:33.297	1:02.091	84.303	Stoke-on-Trent

## Announcements

Superbikes 401-1300 92.5% Ave Speed = 89.6 mph

Margin of Victory	Avg. Speed	Best Lap Tm	Best Speed	Best Lap by
4.350	96.867	56.391	97.994	136 - Jamie Coward

Chief Timekeeper - Damien Johnson

Orbits

Timekeeper - Tom Leah



Results provisional unless signed

www.mylaps.com  
Licensed to: PDMCC

Printed: 14/05/2023 20:34:59

# Aintree Round 1

Sorted on Laps


03 Open 500 / 700 Twins / Steel Frame 600

Aintree 1.535 miles

Race 14

01/05/2023 15:32

Race (6 Laps) started at 15:32:15



Pos	No.	Name	Class	Laps	Diff	Total Tm	Best Tm	Avg. Speed	Town / City
<b>Open 500</b>									
1	74	Jamie O'Brien	Open 500	6		6:40.550	1:04.503	82.776	Liverpool
2	70	Chris Barton	Open 500	6	23.102	7:03.652	1:08.064	78.262	
3	211	Robert Cranney	Open 500	6	24.366	7:04.916	1:09.225	78.030	Consett
4	202	Stuart Cranney	Open 500	6	28.109	7:08.659	1:09.651	77.348	CONSETT
5	717	Ben Phipps	Open 500	5	1 Lap	6:19.101	1:13.536	72.883	Southport
6	251	John Garratt	Open 500	5	1 Lap	6:20.290	1:14.001	72.655	Barrow-in-Furness
<b>Steel Frame 600</b>									
1	21	James Leatham	Steel Frame 600	6		6:09.558	1:00.425	89.718	Warrington
2	39	Wayne Pudge	Steel Frame 600	6	2.284	6:11.842	1:00.526	89.167	Southport
3	92	Matthew Miller	Steel Frame 600	6	5.635	6:15.193	1:01.493	88.371	Southport
4	113	Stephen Johnston	Steel Frame 600	6	8.058	6:17.616	1:01.505	87.803	BIRKENHEAD
5	187	Steven Price	Steel Frame 600	6	16.174	6:25.732	1:02.453	85.956	Cheadle
6	47	Richard Harrison	Steel Frame 600	6	18.119	6:27.677	1:03.438	85.525	Fleetwood
7	189	Matthew Corkill	Steel Frame 600	6	24.566	6:34.124	1:04.060	84.126	Isle of Man
8	691	Jason Brakey	Steel Frame 600	6	25.435	6:34.993	1:03.329	83.941	Towyn
9	69	Alex Skegg	Steel Frame 600	6	30.301	6:39.859	1:04.723	82.919	Newton Abbott
10	186	Stephen Wilkinson	Steel Frame 600	6	32.648	6:42.206	1:05.071	82.435	Rochdale
11	52	Jake Smith	Steel Frame 600	6	42.383	6:51.941	1:06.341	80.487	Barnsley
12	212	Steve Lester	Steel Frame 600	6	43.285	6:52.843	1:06.463	80.311	Bury St Edmunds
13	313	John Fawcett	Steel Frame 600	6	43.905	6:53.463	1:06.210	80.191	Whitehaven
14	85	Christopher Hill	Steel Frame 600	6	48.334	6:57.892	1:07.793	79.341	Wrexham
<b>700 Twin</b>									
1	45	Jim Hodson	700 Twin	6		6:12.940	1:00.982	88.904	
2	25	Andrew Herd	700 Twin	6	6.945	6:19.885	1:01.988	87.279	Preston
3	96	Thomas Hodge	700 Twin	6	10.593	6:23.533	1:02.024	86.449	Chorley
4	127	Ted Wilkinson	700 Twin	6	13.933	6:26.873	1:03.438	85.703	Runcom
5	17	Martin Kelly	700 Twin	6	21.984	6:34.924	1:04.756	83.955	Poulton-le-Fyde
6	30	James Gerrard	700 Twin	6	22.234	6:35.174	1:05.150	83.902	Bolton
7	87	Paul Magnay	700 Twin	6	27.371	6:40.311	1:04.692	82.826	APPLEBY-
8	137	Robert Taylor	700 Twin	6	28.173	6:41.113	1:04.695	82.660	Birmingham
9	79	Denzyl Weavill	700 Twin	6	31.571	6:44.511	1:05.785	81.966	Huddersfield
10	144	Luke Blevins	700 Twin	6	45.016	6:57.956	1:08.106	79.329	Isle of Man
11	114	Darren McOwen	700 Twin	6	49.745	7:02.685	1:05.288	78.441	Blackpool
12	200	John Miller	700 Twin	5	1 Lap	6:25.918	1:08.135	71.596	Wirral

**Announcements**

Steel Frame 600 92.5% Ave Speed = 82.98 mph

Up to 500 Open 92.5% Ave Speed = 76.56 mph

700 Twins 92.5% Ave Speed = 82.23 mph

Margin of Victory	Avg. Speed	Best Lap Tm	Best Speed	Best Lap by
2.284	89.718	1:00.425	91.452	21 - James Leatham

Chief Timekeeper - Damien Johnson

Orbits

Timekeeper - Tom Leah

Results provisional unless signed

www.mylaps.com

Licensed to: PDMCC

Printed: 14/05/2023 20:35:08

## Aintree Round 1

Sorted on Laps

04 Powerbikes 501-1300 / Golden Era Superbikes

Aintree 1.535 miles

Race 15

01/05/2023 15:43

Race (6 Laps) started at 15:43:47

Pos	No.	Name	Class	Laps	Diff	Total Tm	Best Tm	Avg. Speed	Town / City
<b>Golden Era Superbikes</b>									
1	120	Joe Yeardsley	Golden Era Superbikes	6		5:52.402	57.803	94.086	Isle of Man
2	145	Andrew Lovett	Golden Era Superbikes	6	7.463	5:59.865	59.011	92.135	
3	8	Michael Bampton	Golden Era Superbikes	6	7.823	6:00.225	58.838	92.042	Ormskirk
4	271	Tim Walsh	Golden Era Superbikes	6	18.664	6:11.066	1:00.617	89.353	
5	182	Nicholas Clare	Golden Era Superbikes	6	36.798	6:29.200	1:03.624	85.190	Winsford
<b>Powerbikes 501-1300</b>									
1	160	Oliver Riley	Powerbikes 501-1300	6		5:44.165	56.721	96.338	
2	22	Danny Lewis	Powerbikes 501-1300	6	4.756	5:48.921	57.077	95.024	WIRRAL
3	2	John Dieterman	Powerbikes 501-1300	6	5.600	5:49.765	57.415	94.795	Walton Le Dale
4	63	Christopher Green	Powerbikes 501-1300	6	8.322	5:52.487	58.089	94.063	Ormskirk
5	244	Grant Thomson	Powerbikes 501-1300	6	12.279	5:56.444	58.589	93.019	Port St. Mary
6	188	Josh Jones	Powerbikes 501-1300	6	14.493	5:58.658	58.953	92.445	Chester
7	225	Bryan Walker	Powerbikes 501-1300	6	31.026	6:15.191	1:01.108	88.371	Liverpool
8	86	Wayne Priestley	Powerbikes 501-1300	6	33.449	6:17.614	1:01.617	87.804	Adlington
9	366	John Francis	Powerbikes 501-1300	6	44.993	6:29.158	1:03.512	85.199	Chorley
<b>Not classified</b>									
DNF	321	Paul Davies	Powerbikes 501-1300	5	DNF	5:17.922	1:01.918	86.908	Telford

## Announcements

Golden Era Superbikes 92.5% Ave Speed = 87.02 mph

Powerbikes 501 - 1300 92.5% Ave Speed = 89.11 mph

Margin of Victory	Avg. Speed	Best Lap Tm	Best Speed	Best Lap by
4.756	96.338	56.721	97.424	160 - Oliver Riley

Chief Timekeeper - Damien Johnson

Orbits

Timekeeper - Tom Leah

Results provisional unless signed

www.mylaps.com

Licensed to: PDMCC

Printed: 16/06/2023 19:29:32

# Aintree Round 1

Sorted on Laps

05 Sidecar F1 & F2

Aintree 1.535 miles

Race 16

01/05/2023 15:55

Race (6 Laps) started at 15:55:01

Pos	No.	Name	Class	Laps	Diff	Total Tm	Best Tm	Avg. Speed	Town / City
F1 Sidecar									
1	22	S Markland O Rigby	F1 Sidecar	6		6:06.121	1:00.054	90.560	Wigan
F2 Sidecars									
1	95	L Blackstock Rosney	F2 Sidecars	6		5:51.328	57.797	94.373	Blackburn
2	89	C Hauxwell TBC	F2 Sidecars	6	15.068	6:06.396	59.935	90.492	
3	75	Shipley Astely	F2 Sidecars	6	49.184	6:40.512	1:05.030	82.784	
4	32	A Illman J Mumner	F2 Sidecars	6	1:03.364	6:54.692	1:07.408	79.953	
5	135	A Crowe Ludlow	F2 Sidecars	6	1:09.232	7:00.560	1:08.231	78.838	Ashton Under Lyne
Not classified									
DNF	30	R Butler M Storey	F2 Sidecars	5	DNF	5:44.298	1:07.197	80.250	Ibstock

Announcements

Formula 1 Sidecars 92.5% Ave Speed = 83.76 mph  
 Formula 2 Sidecars 92.5% Ave Speed = 87.29 mph

Margin of Victory	Avg. Speed	Best Lap Tm	Best Speed	Best Lap by
14.793	94.373	57.797	95.610	95 - L Blackstock Rosney

Chief Timekeeper - Damien Johnson Orbits  
 Timekeeper - Tom Leah

Results provisional unless signed  
 Printed: 14/05/2023 20:35:25



# Aintree Round 1

Sorted on Laps


06 Formula 600

Aintree 1.535 miles

Race 17

01/05/2023 16:11

Race (6 Laps) started at 16:11:23



Pos	No.	Name	Class	Laps	Diff	Total Tm	Best Tm	Avg. Speed	Town / City
Formula 600									
1	136	Jamie Coward	Formula 600	6		5:44.323	56.477	96.293	Halifax
2	244	Grant Thomson	Formula 600	6	7.709	5:52.032	57.663	94.185	Port St. Mary
3	34	Christopher Jones	Formula 600	6	9.879	5:54.202	57.770	93.608	Neston
4	21	James Leatham	Formula 600	6	11.903	5:56.226	58.513	93.076	Warrington
5	7	Stephen Gorton	Formula 600	6	16.111	6:00.434	58.992	91.989	
6	165	Liam Weston	Formula 600	6	16.436	6:00.759	58.946	91.906	Leyland
7	77	Mark Pattinson	Formula 600	6	21.722	6:06.045	59.743	90.579	Lancaster
8	147	Oliver Morgan-Edwards	Formula 600	6	24.492	6:08.815	59.786	89.899	Crewe
9	27	Matthew Rostron	Formula 600	6	24.671	6:08.994	59.813	89.855	Liverpool
10	118	Andrew Sailor	Formula 600	6	27.902	6:12.225	1:00.907	89.075	Lancaster
11	190	Arran Hands	Formula 600	6	28.580	6:12.903	1:00.587	88.913	Rhyl
12	93	Maximilian Ainscough	Formula 600	6	32.338	6:16.661	1:00.811	88.026	Leigh
13	58	Andrew Ripley	Formula 600	6	32.370	6:16.693	1:01.280	88.019	Stoke-on-Trent
14	442	James Reveley	Formula 600	6	33.326	6:17.649	1:01.321	87.796	Carlisle
15	86	Wayne Priestly	Formula 600	6	33.471	6:17.794	1:01.539	87.762	
16	99	Luis Murphy	Formula 600	6	38.429	6:22.752	1:02.058	86.625	Warrington
17	33	Mark Raine	Formula 600	6	39.136	6:23.459	1:02.212	86.466	Castletown
18	321	Paul Davies	Formula 600	6	43.450	6:27.773	1:02.638	85.504	Telford
19	279	Barry Chippendale	Formula 600	6	49.084	6:33.407	1:04.086	84.279	Preston
20	366	John Francis	Formula 600	6	49.264	6:33.587	1:03.712	84.241	Chorley
21	351	Martin Chester	Formula 600	6	1:07.209	6:51.532	1:06.831	80.567	Preston
22	883	Andrew Sharp	Formula 600	5	1 Lap	6:18.351	1:13.739	73.027	LEIGH
23	161	Michael Dunning	Formula 600	5	1 Lap	6:23.117	1:14.579	72.119	Douglas
Not classified									
DNF	50	Samuel Cookson	Formula 600	4	DNF	4:05.986	1:00.103	89.859	Leyland
DNF	20	Wayne Avis	Formula 600	2	DNF	2:15.672	1:04.258	81.461	

Announcements  
Formula 600 92.5% Ave Speed = 89.07 mph

Margin of Victory	Avg. Speed	Best Lap Tm	Best Speed	Best Lap by
7.709	96.293	56.477	97.845	136 - Jamie Coward

Chief Timekeeper - Damien Johnson  
Timekeeper - Tom Leah *D Leah*

Orbits

Results provisional unless signed  
Printed: 14/05/2023 20:35:34

www.mylaps.com  
Licensed to: PDMCC

# Aintree Round 1

Sorted on Laps

07 351-500 Classics / Unlimited Classics / Post Classics 750

Aintree 1.535 miles

Race 18

01/05/2023 16:22

Race (6 Laps) started at 16:22:28

Pos	No.	Name	Class	Laps	Diff	Total Tm	Best Tm	Avg. Speed	Town / City
<b>Post Classic</b>									
1	74	Jamie O'Brien	Post Classic	6		6:30.513	1:04.031	84.904	Liverpool
2	111	Graham Heath	Post Classic	6	43.739	7:14.252	1:11.157	76.352	Frodsham
3	246	Stuart Poulton	Post Classic	6	45.142	7:15.655	1:11.374	76.106	Skelmersdale
4	911	Dave Cooper	Post Classic	6	52.873	7:23.386	1:12.021	74.779	Airdrie
<b>Unlimited Classics</b>									
1	173	Gary Porter	Unlimited Classics	6		6:44.002	1:06.004	82.069	
2	156	Michael Wall	Unlimited Classics	6	17.590	7:01.592	1:08.987	78.645	Liverpool
3	78	Mark Rayment	Unlimited Classics	6	22.897	7:06.899	1:10.269	77.667	
4	23	Ian Streets	Unlimited Classics	6	31.361	7:15.363	1:11.176	76.157	Wirral
<b>351-500 Classics</b>									
1	55	Russ Mountford	351-500 Classics	6		6:39.771	1:05.752	82.937	Golborne
2	262	Daniel Pritchard	351-500 Classics	6	18.757	6:58.528	1:07.474	79.221	Leek
3	13	Meredydd Owen	351-500 Classics	6	23.173	7:02.944	1:09.291	78.393	Gwynedd
4	30	James Gerrard	351-500 Classics	6	34.300	7:14.071	1:10.750	76.384	Bolton
5	371	Guy Taylor	351-500 Classics	5	1 Lap	6:40.519	1:18.295	68.985	Stourbridge

## Announcements

Post Classic up to 750 92.5% Ave Speed = 78.53 mph

Unlimited Classics 92.5% Ave Speed = 75.91 mph

351-500 Classics 92.5% Ave Speed = 76.71 mph

Margin of Victory	Avg. Speed	Best Lap Tm	Best Speed	Best Lap by
9.258	84.904	1:04.031	86.302	74 - Jamie O'Brien

Chief Timekeeper - Damien Johnson

Orbits

Timekeeper - Tom Leah



www.mylaps.com

Licensed to: PDMCC

Results provisional unless signed

Printed: 14/05/2023 20:35:42

# Aintree Round 1

Sorted on Laps

08 Pre Injection up to 600 / Pre Injection over 600

Aintree 1.535 miles

Race 19

01/05/2023 16:35

Race (6 Laps) started at 16:34:28

Pos	No.	Name	Class	Laps	Diff	Total Tm	Best Tm	Avg. Speed	Town / City
<b>Pre Injection</b>									
1	77	Mark Pattinson	Pre Injection	6		6:01.112	59.527	91.816	Lancaster
2	131	Duncan Burns	Pre Injection	6	0.625	6:01.737	59.160	91.658	Bolton
3	118	Andrew Sailor	Pre Injection	6	9.805	6:10.917	1:00.897	89.389	Lancaster
4	113	Stephen Johnston	Pre Injection	6	17.030	6:18.142	1:01.120	87.681	BIRKENHEAD
5	37	Antony Mitchell	Pre Injection	6	19.260	6:20.372	1:01.964	87.167	Mold
6	182	Nick Clare	Pre Injection	6	20.321	6:21.433	1:02.077	86.925	Wlmsford
7	39	Wayne Pudge	Pre Injection	6	22.219	6:23.331	1:02.038	86.494	Southport
8	189	Matthew Corkill	Pre Injection	6	31.734	6:32.846	1:03.469	84.399	Isle of Man
9	171	Damian Davis	Pre Injection	6	34.612	6:35.724	1:04.097	83.786	Liverpool
10	691	Jason Breakey	Pre Injection	6	35.221	6:36.333	1:04.302	83.657	Abergele
11	186	Stephen Wilkinson	Pre Injection	6	40.110	6:41.222	1:05.158	82.638	Rochdale
12	52	Jake Smith	Pre Injection	6	40.837	6:41.949	1:05.324	82.488	Barnsley
13	313	John Darren Fawcett	Pre Injection	6	49.348	6:50.460	1:06.905	80.778	Whitehaven
14	202	Stuart Cranney	Pre Injection	5	1 Lap	5:57.568	1:09.964	77.272	
<b>Pre Injection Over 600</b>									
1	120	Joe Yeardsley	Pre Injection Over 600	6		5:47.907	56.964	95.301	Isle of Man
2	2	John Dieterman	Pre Injection Over 600	6	2.013	5:49.920	57.398	94.753	Walton Le Dale
3	8	Michael Bampton	Pre Injection Over 600	6	10.055	5:57.962	58.480	92.624	
4	145	Andrew Lovett	Pre Injection Over 600	6	12.437	6:00.344	59.298	92.012	Chorley
5	311	Chris Roberts	Pre Injection Over 600	6	22.797	6:10.704	1:00.688	89.441	Liverpool
6	80	Steven Birtles	Pre Injection Over 600	6	46.913	6:34.820	1:04.207	83.978	Nantwich
7	140	Paul Myler	Pre Injection Over 600	6	47.966	6:35.873	1:04.538	83.754	Telford
8	141	Nigel Rea	Pre Injection Over 600	6	52.758	6:40.665	1:05.365	82.752	Langho
<b>Not classified</b>									
DNF	92	Mattew Miller	Pre Injection Over 600	2	DNF	2:08.208	1:01.418	86.204	Southport

## Announcements

Pre Injection over 600 92.5% Ave Speed = 88.15 mph

Pre Injection up to 600 92.5% Ave Speed = 84.92 mph

Margin of Victory	Avg. Speed	Best Lap Tm	Best Speed	Best Lap by
2.013	95.301	56.964	97.009	120 - Joe Yeardsley

Chief Timekeeper - Damien Johnson

Orbits

Timekeeper - Tom Leah



www.mylaps.com

Licensed to: PDMCC

Results provisional unless signed

Printed: 14/05/2023 20:35:52

# Aintree Round 1

Sorted on Laps

09 750 Twin / FE up to 500 / FE over 500 / Supermono

Aintree 1.535 miles

Race 20

01/05/2023 16:45

Race (6 Laps) started at 16:45:55

Pos	No.	Name	Class	Laps	Diff	Total Tm	Best Tm	Avg. Speed	Town / City
<b>FE 501 Unlimited</b>									
1	145	Andrew Lovett	FE 501 Unlimited	6		6:02.988	59.792	91.342	Chorley
2	80	Steven Birtles	FE 501 Unlimited	6	13.380	6:16.368	1:01.393	88.095	Nantwich
3	360	Dean Cullley	FE 501 Unlimited	6	13.989	6:16.977	1:01.024	87.952	Broseley
4	140	Paul Myler	FE 501 Unlimited	6	24.490	6:27.478	1:03.043	85.569	Telford
5	691	Jason Breakey	FE 501 Unlimited	6	27.375	6:30.363	1:03.002	84.936	Abergele
6	141	Nigel Rea	FE 501 Unlimited	6	39.990	6:42.978	1:04.558	82.277	Langho
7	36	Stephen Cave	FE 501 Unlimited	6	41.951	6:44.939	1:05.694	81.879	PRESCOT
8	100	Hefyn Owen	FE 501 Unlimited	6	43.013	6:46.001	1:05.564	81.665	Deeside
9	220	Simon Cunliffe	FE 501 Unlimited	6	54.569	6:57.557	1:07.627	79.405	St. Helens
<b>Not classified</b>									
DNF	170	Gary Porter	FE 501 Unlimited	2	DNF	2:09.867	1:02.250	85.102	
<b>FE Up to 500</b>									
1	7	Stephen Gorton	FE Up to 500	6		6:28.292	1:03.550	85.389	
2	70	Chris Barton	FE Up to 500	6	28.636	6:56.928	1:07.093	79.525	
3	611	Michael Lees	FE Up to 500	5	1 Lap	6:16.547	1:13.597	73.377	Congleton
4	251	John Garratt	FE Up to 500	5	1 Lap	6:16.828	1:13.157	73.323	Barrow-in-Furness
5	259	Paul Sweeney	FE Up to 500	5	1 Lap	6:28.884	1:15.442	71.049	Manchester
<b>750 Twin</b>									
1	41	Benjamin Rea	750 Twin	6		6:11.265	1:00.742	89.305	Clitheroe
2	113	Stephen Johnston	750 Twin	6	0.661	6:11.926	1:00.830	89.147	BIRKENHEAD
3	96	Thomas Hodge	750 Twin	6	0.938	6:12.203	1:01.129	89.080	Chorley
4	17	Martin Kelly	750 Twin	6	31.730	6:42.995	1:06.056	82.274	Knott End
5	15	Colin Cooke	750 Twin	6	40.221	6:51.486	1:06.968	80.576	Bury
6	137	Robert Taylor	750 Twin	6	45.433	6:56.698	1:05.281	79.568	
7	200	John Miller	750 Twin	6	55.010	7:06.275	1:09.648	77.781	Wirral
8	178	Michael Wilkinson	750 Twin	6	55.027	7:06.292	1:09.249	77.778	Preston
9	79	Denzyl Weavill	750 Twin	5	1 Lap	6:06.221	1:06.232	75.446	Huddersfield

## Announcements

FE up to 500 92.5% Ave Speed = 78.98 mph  
 FE 501 Unlimited 92.5% Ave Speed = 84.49 mph  
 750 Twins 92.5% Ave Speed = 82.6 mph

Margin of Victory	Avg. Speed	Best Lap Tm	Best Speed	Best Lap by
8.277	91.342	59.792	92.420	145 - Andrew Lovett

Chief Timekeeper - Damien Johnson

Orbits

Timekeeper - Tom Leah



www.mylaps.com

Licensed to: PDMCC

Results provisional unless signed

Printed: 14/05/2023 20:36:04

# Aintree Round 1

Sorted on Laps

10 Classic 250 Twin / 250 Single / 350 Twin / 350 Single

Aintree 1.535 miles

Race 21

01/05/2023 16:58

Race (6 Laps) started at 16:58:06

Pos	No.	Name	Class	Laps	Diff	Total Tm	Best Tm	Avg. Speed	Town / City
Classic up to 250 S/C									
1	108	David Whitehouse	Classic up to 250 S/C	6		7:30.155	1:13.420	73.655	Manchester
2	43	Bruce McGeoghegan	Classic up to 250 S/C	6	10.357	7:40.512	1:14.600	71.998	Wallasey
3	711	Nicholas Penny	Classic up to 250 S/C	5	1 Lap	7:13.706	1:24.231	63.707	Ulverston
Not classified									
DNF	38	James Millington	Classic up to 250 S/C	1	DNF	1:31.631		60.307	Barrow-in-Furness
Classic up to 250 Twins									
1	67	Richard Hunt	Classic up to 250 Twins	6		7:22.729	1:12.094	74.890	Wetherby
2	147	Oliver Morgan-Edwards	Classic up to 250 Twins	6	6.931	7:29.660	1:12.660	73.736	Crewe
Up To 350 Classic Twins									
1	55	Russ Mountford	Up To 350 Classic Twins	6		6:51.587	1:07.570	80.556	Golborne
2	78	Mark Rayment	Up To 350 Classic Twins	6	10.597	7:02.184	1:09.272	78.534	
3	23	Ian Streets	Up To 350 Classic Twins	6	17.058	7:08.645	1:10.770	77.351	Wirral
4	71	Andy Heckle	Up To 350 Classic Twins	6					
5	371	RIDE ONLY Guy Taylor	Up To 350 Classic Twins	6	55.036	7:46.623	1:15.855	71.055	Stourbridge

## Announcements

Rider 71 No Tx, position assigned manually  
 Classic up to 250 Single Cylinder 92.5% Ave Speed = 68.13 mph  
 Classic Twins up to 350 92.5% Ave Speed = 74.51 mph  
 Classic up to 250 Twins 92.5% Ave Speed = 65.72 mph

Margin of Victory	Avg. Speed	Best Lap Tm	Best Speed	Best Lap by
10.597	80.556	1:07.570	81.782	55 - Russ Mountford

Chief Timekeeper - Damien Johnson

Orbits

Timekeeper - Tom Leah



Results provisional unless signed

www.mylaps.com  
 Licensed to: PDMCC

Printed: 14/05/2023 20:36:12