

Aintree Round 2

Sorted on Lap


01 Superbikes 401-1300

Aintree 1.535 miles

Race 1

10/06/2023 12:02

Race (6 Laps) started at 12:02:35



Pos	No.	Name	Class	Laps	Diff	Total Tm	Best Tm	Avg. Speed	Town / City
Superbikes 401-1300									
1	22	Danny Lewis	Superbikes 401-1300	6		5:46.540	57.021	95.677	Wirral
2	160	Oliver Riley	Superbikes 401-1300	6	2.864	5:49.404	57.351	94.893	Bolton
3	651	Adam Smith	Superbikes 401-1300	6	5.211	5:51.751	57.293	94.260	-
4	54	John Marsh	Superbikes 401-1300	6	5.919	5:52.459	57.761	94.071	Burnley
5	121	Liam Thornton	Superbikes 401-1300	6	9.102	5:55.642	57.958	93.229	Bootle
6	311	Chris Roberts	Superbikes 401-1300	6	17.459	6:03.999	58.710	91.088	Liverpool
7	93	Max Ainscough	Superbikes 401-1300	6	18.851	6:05.391	58.808	90.741	Leigh
8	16	Nick Read	Superbikes 401-1300	6	19.945	6:06.485	59.383	90.470	Burnley
9	50	Sam Cookson	Superbikes 401-1300	6	22.676	6:09.216	59.385	89.801	
10	225	Bryan Walker	Superbikes 401-1300	6	30.187	6:16.727	1:01.268	88.011	Liverpool
11	99	Luis Murphy	Superbikes 401-1300	6	30.364	6:16.904	1:01.128	87.969	
12	86	Wayne Priestley	Superbikes 401-1300	6	30.761	6:17.301	1:01.771	87.877	Adlington
13	405	Thomas Wignall	Superbikes 401-1300	6	31.255	6:17.795	1:01.262	87.762	Preston
14	82	Kevin Adams	Superbikes 401-1300	6	35.445	6:21.985	1:02.080	86.799	Mold
15	129	James Fitzimons	Superbikes 401-1300	6	36.967	6:23.507	1:00.852	86.455	Skelmersdale
16	366	John Francis	Superbikes 401-1300	6	44.836	6:31.376	1:03.598	84.716	Chorley
17	883	Andrew Sharp	Superbikes 401-1300	5	1 Lap	5:55.696	1:09.783	77.679	Leigh
Not classified									
DNF	2	John Dieterman	Superbikes 401-1300	1	DNF	1:00.857		90.803	Walton Le Dale

Announcements

Superbikes 401-1300 92.5% Ave Speed = 88.5 mph

Margin of Victory	Avg. Speed	Best Lap Tm	Best Speed	Best Lap by
2.864	95.677	57.021	96.912	22 - Danny Lewis

Chief Timekeeper - Damien Johnson

Orbits

Results provisional unless signed

www.mylaps.com

Licensed to: PDMCC

Printed: 11/06/2023 22:21:05

Aintree Round 2

Sorted on Lap


02 Open 500 / 700 Twins / Steel Frame 600

Aintree 1.535 miles

Race 2

10/06/2023 12:17

Race (6 Laps) started at 12:17:24



Pos	No.	Name	Class	Laps	Diff	Total Tm	Best Tm	Av. Speed	Town / City
Open 500									
1	74	Jamie O'Brien	Open 500	6		6:09.547	1:00.340	89.721	Liverpool
2	671	Nigel Dearden	Open 500	6	:22.472	7:32.019	1:08.029	73.351	Carlisle
3	117	Anthony Magee	Open 500	6	:00.347	7:09.894	1:10.228	77.126	
4	179	Alec Cottam	Open 500	6	:05.220	7:14.767	1:10.082	76.262	Hesketh Bank
5	112	Daniel Cooper	Open 500	5	1 Lap	6:06.671	1:11.420	75.354	-
6	251	John Garratt	Open 500	5	1 Lap	6:09.938	1:11.824	74.688	Barrow in Furness
Steel Frame 600									
1	21	James Leatham	Steel Frame 600	6		6:05.557	59.786	90.700	Golborne
2	8	Michael Bampton	Steel Frame 600	6	0.044	6:05.601	59.698	90.689	Ormskirk
3	39	Wayne Pudge	Steel Frame 600	6	4.359	6:09.916	1:00.521	89.631	Southport
4	212	Steve Lester	Steel Frame 600	6	19.263	6:24.820	1:02.825	86.160	Bury St Edmonds
5	47	Richard Harrison	Steel Frame 600	6	23.556	6:29.113	1:03.437	85.209	Fleetwood
6	68	Max Garside	Steel Frame 600	6	23.786	6:29.343	1:02.612	85.159	Fleetwood
7	313	Daren Fawcett	Steel Frame 600	6	29.170	6:34.727	1:04.000	83.997	Whitehaven
8	69	Alex Skegg	Steel Frame 600	6	30.328	6:35.885	1:03.809	83.752	Newton Abbott
9	186	Stephen Wilkinson	Steel Frame 600	6	32.798	6:38.355	1:04.569	83.232	Rochdale
10	126	Michael Armstrong	Steel Frame 600	6	38.731	6:44.288	1:05.207	82.011	Workington
11	196	Elliot Ramsbottom	Steel Frame 600	6	42.020	6:47.577	1:06.358	81.349	
12	85	Christopher Hill	Steel Frame 600	6	55.436	7:00.993	1:07.506	78.757	Wrexham
Not classified									
DNF	5	Martin Clare	Steel Frame 600	4	DNF	4:13.464	1:01.766	87.208	Wigan
DNF	691	Jason Breakey	Steel Frame 600	2	DNF	2:16.692	1:04.870	80.853	Abergele
700 Twin									
1	113	Stephen Johnston	700 Twin	6		6:20.274	1:01.934	87.190	Birkenhead
2	25	Andrew Herd	700 Twin	6	0.707	6:20.981	1:02.179	87.028	Preston
3	87	Paul Magnay	700 Twin	6	10.955	6:31.229	1:04.286	84.748	Appleby
4	137	Robert Taylor	700 Twin	6	12.361	6:32.635	1:04.157	84.445	Birmingham
5	17	Martin Kelly	700 Twin	6	18.523	6:38.797	1:04.614	83.140	Poulton Le Fylde
6	127	Ted Wilkinson	700 Twin	6	29.385	6:49.659	1:06.060	80.936	Runcorn
7	19	Gareth Western	700 Twin	6	35.387	6:55.661	1:06.741	79.767	Stockport
8	72	Thomas Bradshaw	700 Twin	6	54.872	7:15.146	1:10.131	76.195	Alferton

Not classified

Announcements

#671 - 10s penalty for jump start and 20s penalty for delaying start

Steel Frame 600 92.5% Ave Speed = 83.89 mph

Up to 500 Open 92.5% Ave Speed = 82.99 mph

700 Twins 92.5% Ave Speed = 80.65 mph

Margin of Victory	Avg. Speed	Best Lap Tm	Best Speed	Best Lap by
0.044	90.700	59.698	92.566	8 - Michael Bampton

Chief Timekeeper - Damien Johnson

Orbits

Results provisional unless signed

Printed: 11/06/2023 22:26:34

www.mylaps.com

Licensed to: PDMCC

Page 1.

Aintree Round 2

Sorted on Lap


02 Open 500 / 700 Twins / Steel Frame 600

Aintree 1.535 miles

Race 2

10/06/2023 12:17

Race (6 Laps) started at 12:17:24



Pos	No.	Name	Class	Laps	Diff	Total Tm	Best Tm	avg. Speed	Town / City
DNF	48	Philip Morris	700 Twin	2	DNF	2:20.404	1:06.533	78.716	Bishops Castle

Announcements

#671 - 10s penalty for jump start and 20s penalty for delaying start

Steel Frame 600 92.5% Ave Speed = 83.89 mph

Up to 500 Open 92.5% Ave Speed = 82.99 mph

700 Twins 92.5% Ave Speed = 80.65 mph

Margin of Victory	Avg. Speed	Best Lap Tm	Best Speed	Best Lap by
0.044	90.700	59.698	92.566	8 - Michael Bampton

Chief Timekeeper - Damien Johnson

Orbits

Results provisional unless signed

Printed: 11/06/2023 22:26:34

www.mylaps.com

Licensed to: PDMCC

Page 2

Aintree Round 2

Sorted on Lap


03 Powerbikes 501 – 1300 / Golden Era Superbikes

Aintree 1.535 miles

Race 3

10/06/2023 12:33

Race (6 Laps) started at 12:33:27



Pos	No.	Name	Class	Laps	Diff	Total Tm	Best Tm	Avg. Speed	Town / City
Golden Era Superbikes									
1	46	Greg Lewis	Golden Era Superbikes	6		6:00.100	59.156	92.074	Warrington
2	145	Andrew Lovett	Golden Era Superbikes	6	0.165	6:00.265	59.078	92.032	Chorley
3	96	Thomas Hodge	Golden Era Superbikes	6	6.127	6:06.227	1:00.079	90.534	
4	182	Nick Clare	Golden Era Superbikes	6	27.554	6:27.654	1:03.254	85.530	Winsford
5	171	Damien Davies	Golden Era Superbikes	6	29.574	6:29.674	1:03.798	85.087	Liverpool
6	421	Cameron Parry	Golden Era Superbikes	6	45.879	6:45.979	1:05.419	81.669	
Powerbikes 501-1300									
1	160	Oliver Riley	Powerbikes 501-1300	6		5:45.492	56.669	95.967	Bolton
2	22	Danny Lewis	Powerbikes 501-1300	6	0.297	5:45.789	56.246	95.885	Wirral
3	651	Adam Smith	Powerbikes 501-1300	6	3.961	5:49.453	57.122	94.880	-
4	54	John Marsh	Powerbikes 501-1300	6	4.967	5:50.459	57.618	94.607	
5	165	Liam Western	Powerbikes 501-1300	6	11.217	5:56.709	58.719	92.950	Leyland
6	121	Liam Thornton	Powerbikes 501-1300	6	25.852	6:11.344	58.413	89.286	Bootle
7	225	Bryan Walker	Powerbikes 501-1300	6	28.063	6:13.555	1:01.146	88.758	Liverpool
Not classified									
DNF	16	Nick Read	Powerbikes 501-1300	2	DNF	2:04.443	59.807	88.812	Burnley

Announcements

Rider crossed line in P9 removed from results as No Tx and illegible numbers
 Golden Era Superbikes 92.5% Ave Speed = 85.16 mph
 Powerbikes 501 – 1300 92.5% Ave Speed = 88.76 mph

Margin of Victory	Avg. Speed	Best Lap Tm	Best Speed	Best Lap by
0.297	95.967	56.246	98.247	22 - Danny Lewis

Chief Timekeeper - Damien Johnson

Orbits

Results provisional unless signed

www.mylaps.com

Licensed to: PDMCC

Printed: 11/06/2023 22:26:46

Aintree Round 2

Sorted on Lap

04 Sidecar F1 / F2 / FSRA1 / FSRA2

Aintree 1.535 miles

Race 4

10/06/2023 12:45

Race (6 Laps) started at 12:45:53



Pos	No.	Name	Class	Laps	Diff	Total Tm	Best Tm	Avg. Speed	Town / City
FSRA F1									
1	9A	Fairhurst Andrews	FSRA F1	6		6:44.588	1:06.292	81.950	Derby
2	14A	M Burns S Winsford	FSRA F1	6	3.811	6:48.399	1:05.332	81.185	Doncaster
3	88A	J Stephenson A Mason	FSRA F1	6	19.966	7:04.554	1:08.150	78.096	Nottingham
4	181A	D Tibbles R Greenwood	FSRA F1	6	33.029	7:17.617	1:10.564	75.765	Leicester
5	56A	B Gilroy R Gilroy	FSRA F1	5	1 Lap	6:53.565	1:20.718	66.809	Leicester
FSRA F2									
1	16A	D Salleh J Fairhurst	FSRA F2	6		7:17.890	1:07.947	75.718	Sheffield
2	908A	S Woolcott E Morgan	FSRA F2	5	1 Lap	6:26.569	1:14.174	71.475	Bury St Edmonds
3	967A	G Hodgson D Hodgson	FSRA F2	5	1 Lap	6:48.207	1:15.846	67.686	Wrexham
Sidecar F1									
1	22A	S Markland O Rigby	Sidecar F1	6		6:22.402	1:00.502	86.705	
2	60A	A Molyneux -	Sidecar F1	6	6.698	6:29.100	1:03.049	85.212	Ormskirk
Sidecar F2									
1	33A	S Hegarty -	Sidecar F2	6		6:12.252	1:00.919	89.069	Felixstowe
2	89A	C Hauxwell D Taylor	Sidecar F2	6	12.410	6:24.662	1:01.594	86.195	Wallasey
3	20A	P D'Henin S Astley	Sidecar F2	6	20.177	6:32.429	1:04.077	84.489	Wirral
Not classified									
DNF	95A	L Blackstock P Rosney	Sidecar F2	3	DNF	2:58.601	58.148	92.821	Blackburn

Announcements

#22 - 10s penalty for jump start

Formula 1 Sidecars 92.5% Ave Speed = 80.2 mph

Formula 2 Sidecars 92.5% Ave Speed = 82.38 mph

FRSA F1 92.5% Ave Speed = 75.8 mph

Margin of Victory	Avg. Speed	Best Lap Tm	Best Speed	Best Lap by
10.150	89.069	1:00.502	91.336	22A - S Markland O Rigby

Chief Timekeeper - Damien Johnson

Orbits

Results provisional unless signed

Printed: 11/06/2023 22:26:59

www.mylaps.com

Licensed to: PDMCC

Page 1

Aintree Round 2

Sorted on Lap

04 Sidecar F1 / F2 / FSRA1 / FSRA2

Aintree 1.535 miles

Race 4

10/06/2023 12:45

Race (6 Laps) started at 12:45:53

Pos	No.	Name	Class	Laps	Diff	Total Tm	Best Tm	Avg. Speed	Town / City
FSRA F1									
1	9A	Fairhurst Andrews	FSRA F1	6		6:44.588	1:06.292	81.950	Derby
2	14A	M Burns S Winsford	FSRA F1	6	3.811	6:48.399	1:05.332	81.185	Doncaster
3	88A	J Stephenson A Mason	FSRA F1	6	19.966	7:04.554	1:08.150	78.096	Nottingham
4	181A	D Tibbles R Greenwood	FSRA F1	6	33.029	7:17.617	1:10.564	75.765	Leicester
5	56A	B Gilroy R Gilroy	FSRA F1	5	1 Lap	6:53.565	1:20.718	66.809	Leicester
FSRA F2									
1	16A	D Salleh J Fairhurst	FSRA F2	6		7:17.890	1:07.947	75.718	Sheffield
2	908A	S Woolcott E Morgan	FSRA F2	5	1 Lap	6:26.569	1:14.174	71.475	Bury St Edmonds
3	967A	G Hodgson D Hodgson	FSRA F2	5	1 Lap	6:48.207	1:15.846	67.686	Wrexham
Sidecar F1									
1	22A	S Markland O Rigby	Sidecar F1	6		6:22.402	1:00.502	86.705	
2	60A	A Molyneux -	Sidecar F1	6	6.698	6:29.100	1:03.049	85.212	Ormskirk
Sidecar F2									
1	33A	S Hegarty -	Sidecar F2	6		6:12.252	1:00.919	89.069	Felixstowe
2	89A	C Hauxwell D Taylor	Sidecar F2	6	12.410	6:24.662	1:01.594	86.195	Wallasey
3	20A	P D'Henin S Astley	Sidecar F2	6	20.177	6:32.429	1:04.077	84.489	Wirral
Not classified									
DNF	95A	L Blackstock P Rosney	Sidecar F2	3	DNF	2:58.601	58.148	92.821	Blackburn

FRSA F2 92.5% Ave Speed = 70.03 mph

Margin of Victory	Avg. Speed	Best Lap Tm	Best Speed	Best Lap by
10.150	89.069	1:00.502	91.336	22A - S Markland O Rigby

Chief Timekeeper - Damien Johnson

Orbits



Results provisional unless signed

Printed: 11/06/2023 22:26:59

www.mylaps.com

Licensed to: PDMCC

Page 2

Aintree Round 2

Sorted on Lap


05 Supersport 600

Aintree 1.535 miles

Race 5

10/06/2023 13:34

Race (6 Laps) started at 13:34:42



Pos	No.	Name	Class	Laps	Diff	Total Tm	Best Tm	avg. Speed	Town / City
Supersport 600									
1	34	Christopher Jones	Supersport 600	6		5:51.588	57.843	94.304	Neston
2	54	John Marsh	Supersport 600	6	0.434	5:52.022	57.752	94.187	Burnley
3	21	James Leatham	Supersport 600	6	4.006	5:55.594	58.215	93.241	Golborne
4	7	Stephen Gorton	Supersport 600	6	4.703	5:56.291	58.255	93.059	Atherton
5	165	Liam Western	Supersport 600	6	4.801	5:56.389	58.318	93.033	Leyland
6	50	Samuel Cookson	Supersport 600	6	14.471	6:06.059	59.335	90.576	Leyland
7	131	Duncan Burnes	Supersport 600	6	15.917	6:07.505	59.596	90.219	
8	86	Wayne Priestley	Supersport 600	6	18.857	6:10.445	1:00.501	89.503	Adlington
9	279	Barry Chippendale	Supersport 600	6	27.165	6:18.753	1:01.761	87.540	Preston
10	121	Liam Thornton	Supersport 600	6	34.437	6:26.025	1:02.418	85.891	Bootle
11	405	Thomas Wignall	Supersport 600	6	38.528	6:30.116	1:03.404	84.990	Preston
12	442	James Reevely	Supersport 600	6	39.340	6:30.928	1:00.950	84.814	-
13	68	Max Garside	Supersport 600	6	40.829	6:32.417	1:03.863	84.492	Fleetwood
14	366	John Francis	Supersport 600	6	43.691	6:35.279	1:04.426	83.880	Chorley
15	99	Luis Murphy	Supersport 600	6	51.129	6:42.717	1:00.488	82.331	
16	89	Max Ainscough	Supersport 600	6	53.279	6:44.867	59.731	81.894	
17	196	Elliott Ramsbottom	Supersport 600	6	58.284	6:49.872	1:06.401	80.894	-
18	883	Andrew Sharp	Supersport 600	6	:05.221	6:56.809	1:07.890	79.547	Leigh
Not classified									
DNF	129	James Fitzimons	Supersport 600	5	DNF	5:08.980	1:00.375	89.423	Skelmersdale
DNF	77	Mark Pattinson	Supersport 600	2	DNF	2:03.576	59.633	89.435	Lancaster

Announcements

Supersport 600 92.5% Ave Speed = 87.23 mph

Margin of Victory	Avg. Speed	Best Lap Tm	Best Speed	Best Lap by
0.434	94.304	57.752	95.685	54 - John Marsh

Chief Timekeeper - Damien Johnson

Orbits

www.mylaps.com

Licensed to: PDMCC

Results provisional unless signed

Printed: 11/06/2023 22:27:09

Aintree Round 2

Sorted on Lap

06 351-500 Classics / Unlimited Classics / Post Classics 750

Aintree 1.535 miles

Race 6

10/06/2023 13:47

Race (6 Laps) started at 13:47:34

Pos	No.	Name	Class	Laps	Diff	Total Tm	Best Tm	Avg. Speed	Town / City
Classic Unlimited									
1	173	Gary Porter	Classic Unlimited	6		6:44.717	1:05.207	81.924	Wigan
2	156	Michael Wall	Classic Unlimited	6	27.557	7:12.274	1:10.156	76.701	Liverpool
3	471	Simon Collins	Classic Unlimited	6	27.778	7:12.495	1:10.718	76.662	Tetbury
4	23	Ian Streets	Classic Unlimited	6	28.314	7:13.031	1:11.103	76.567	
5	78	Mark Rayment	Classic Unlimited	6	29.228	7:13.945	1:10.001	76.406	Nelson
Not classified									
DNF	132	Michael Crompton	Classic Unlimited	4	DNF	4:33.074	1:06.588	80.945	Prescot
Post Classic									
1	74	Jamie O'Brien	Post Classic	6		6:23.817	1:03.087	86.385	Liverpool
2	2	John Dieterman	Post Classic	6	1.703	6:25.520	1:02.815	86.003	Walton Le Dale
3	246	Stuart Poulton	Post Classic	6	42.622	7:06.439	1:09.492	77.751	Skelmersdale
Not classified									
DNF	111	Graham Heath	Post Classic	3	DNF	3:33.199	1:08.760	77.758	Frodsham
Supermono									
1	119	Roger Wilson	Supermono	5		6:55.274	1:21.146	66.534	
351 - 500 Classic									
1	30	James Gerrard	351 - 500 Classic	6		7:01.821	1:09.589	78.602	Bolton
2	13	Meredydd Owen	351 - 500 Classic	6	1.807	7:03.628	1:09.296	78.267	Gwynedd
3	65	Loris Hunt	351 - 500 Classic	6	3.690	7:05.511	1:07.728	77.920	Knaresborough
Not classified									
DNF	88	Mark Cronshaw	351 - 500 Classic	5	DNF	5:21.271	1:02.907	86.002	Rossendale

Announcements

Post Classic up to 750 92.5% Ave Speed = 79.9 mph

Unlimited Classics 92.5% Ave Speed = 75.77 mph

351-500 Classics 92.5% Ave Speed = 72.7 mph

Supermono 92.5% Ave Speed = 61.54 mph

Margin of Victory	Avg. Speed	Best Lap Tm	Best Speed	Best Lap by
1.703	86.385	1:02.815	87,973	2 - John Dieterman

Chief Timekeeper - Damien Johnson

Orbits



Results provisional unless signed

www.mylaps.com

Licensed to: PDMCC

Printed: 11/06/2023 22:27:25

Aintree Round 2

Sorted on Lap

07 Pre Injection up to 600 / Pre Injection over 600

Aintree 1.535 miles

Race 7

10/06/2023 14:05

Race (6 Laps) started at 14:05:30

Pos	No.	Name	Class	Laps	Diff	Total Tm	Best Tm	avg. Speed	Town / City
Pre Injection over 600									
1	46	Greg Lewis	Pre Injection over 600	6		6:00.295	58.811	92.025	Warrington
2	145	Andrew Lovett	Pre Injection over 600	6	3.550	6:03.845	59.525	91.127	Chorley
3	92	Matthew Miller	Pre Injection over 600	6	19.360	6:19.655	1:02.184	87.332	Southport
4	80	Steve Birtles	Pre Injection over 600	6	23.577	6:23.872	1:02.685	86.373	Nantwich
Not classified									
DNF	311	Chris Roberts	Pre Injection over 600	5	DNF	5:04.429	59.575	90.760	Liverpool
DNF	96	Thomas Hodge	Pre Injection over 600	1	DNF	1:04.369		85.849	
Pre Injection up to 600									
1	131	Duncan Burnes	Pre Injection up to 600	6		6:00.335	59.189	92.014	Bolton
2	77	Mark Pattinson	Pre Injection up to 600	6	4.434	6:04.769	59.808	90.896	Lancaster
3	8	Michael Bampton	Pre Injection up to 600	6	13.475	6:13.810	1:01.318	88.697	Ormskirk
4	39	Wayne Pudge	Pre Injection up to 600	6	13.547	6:13.882	1:00.564	88.680	Southport
5	442	James Reveley	Pre Injection up to 600	6	17.644	6:17.979	1:01.605	87.719	-
6	37	Anthony Mitchelle	Pre Injection up to 600	6	18.750	6:19.085	1:02.185	87.463	Mold
7	182	Nick Clare	Pre Injection up to 600	6	19.854	6:20.189	1:02.115	87.209	Winsford
8	601	Anthony Martin	Pre Injection up to 600	6	25.875	6:26.210	1:02.670	85.850	Widness
9	861	Stuart Bradbury	Pre Injection up to 600	6	27.056	6:27.391	1:03.023	85.588	Belper
10	171	Damien Davies	Pre Injection up to 600	6	36.628	6:36.963	1:05.006	83.524	Liverpool
11	68	Max Garside	Pre Injection up to 600	6	39.770	6:40.105	1:04.325	82.868	Fleetwood
12	186	Stephen Wilkinson	Pre Injection up to 600	6	43.887	6:44.222	1:05.210	82.024	Rochdale
13	916	Ben Davis	Pre Injection up to 600	6	45.048	6:45.383	1:05.053	81.789	-
14	196	Elliott Ramsbottom	Pre Injection up to 600	6	45.820	6:46.155	1:06.183	81.634	-
15	313	Daren Fawcett	Pre Injection up to 600	6	46.668	6:47.003	1:05.011	81.464	Whitehaven
16	421	Cameron Parry	Pre Injection up to 600	6	57.516	6:57.851	1:06.809	79.349	Penmaenmawr
17	191	Wayne Kemp	Pre Injection up to 600	5	1 Lap	6:24.554	1:10.991	71.849	Manchester
Not classified									
DNF	126	Michael Armstrong	Pre Injection up to 600	3	DNF	3:24.803	1:05.878	80.946	Workington

Announcements

Pre Injection over 600 92.5% Ave Speed = 85.12 mph

Pre Injection up to 600 92.5% Ave Speed = 85.11 mph

Margin of Victory	Avg. Speed	Best Lap Tm	Best Speed	Best Lap by
0.040	92.025	58.811	93.962	46 - Greg Lewis

Chief Timekeeper - Damien Johnson

Orbits



Results provisional unless signed

www.mylaps.com

Licensed to: PDMCC

Printed: 11/06/2023 22:27:36

Aintree Round 2

Sorted on Lap


08 750 Twin / FE 500 / FE Over 500 / Supermono

Aintree 1.535 miles

Race 8

10/06/2023 14:20

Race (6 Laps) started at 14:20:53



Pos	No.	Name	Class	Laps	Diff	Total Tm	Best Tm	Avg. Speed	Town / City
FE Over 500									
1	145	Andrew Lovett	FE Over 500	6		6:12.760	1:00.627	88.947	Chorley
2	80	Steve Birtles	FE Over 500	6	9.625	6:22.385	1:01.989	86.708	Nantwich
3	173	Gary Porter	FE Over 500	6	11.909	6:24.669	1:02.780	86.194	Wigan
4	36	Stephen Cave	FE Over 500	6	15.820	6:28.580	1:03.053	85.326	Prescott
5	232	William Curtis	FE Over 500	6	29.631	6:42.391	1:06.070	82.397	Chesterfield
6	12	Ben Heaton	FE Over 500	6	45.214	6:57.974	1:07.863	79.326	Wigan
Not classified									
DNF	220	Simon Cunliffe	FE Over 500	2	DNF	2:18.387	1:06.415	79.863	St Helens
FE up to 500									
1	10	Michael White	FE up to 500	6		6:58.031	1:07.644	79.315	
2	671	Nigel Dearden	FE up to 500	6	16.249	7:14.280	1:09.732	76.347	Carlisle
3	251	John Garratt	FE up to 500	5	1 Lap	6:24.066	1:14.868	71.941	Barrow in Furness
4	31	Sean Cookney	FE up to 500	5	1 Lap	6:42.676	1:17.945	68.616	Ashton Under Lyne
Not classified									
DNF	7	Stephen Gorton	FE up to 500	4	DNF	4:18.930	1:03.223	85.367	
Supermono									
1	119	Roger Wilson	Supermono	5		6:57.086	1:18.458	66.245	Lancaster
750 Twin									
1	113	Stephen Johnstone	750 Twin	6		6:23.465	1:02.921	86.464	Birkenhead
2	25	Andrew Herd	750 Twin	6	0.144	6:23.609	1:02.557	86.432	Preston
3	17	Martin Kelly	750 Twin	6	19.787	6:43.252	1:05.924	82.222	Poulton Le Fylde
4	72	Thomas Bradshaw	750 Twin	6	52.609	7:16.074	1:10.614	76.033	
Not classified									
DNF	137	Robert Taylor	750 Twin	3	DNF	3:20.081	1:04.705	82.856	Birmingham

Announcements

FE up to 500 92.5% Ave Speed = 73.36 mph
 FE 501 Unlimited 92.5% Ave Speed = 82.27 mph
 750 Twins 92.5% Ave Speed = 79.97 mph

Margin of Victory	Avg. Speed	Best Lap Tm	Best Speed	Best Lap by
9.625	88.947	1:00.627	91.148	145 - Andrew Lovett

Chief Timekeeper - Damien Johnson

Orbits

Results provisional unless signed

Printed: 11/06/2023 22:27:46

www.mylaps.com
 Licensed to: PDMCC

Aintree Round 2

Sorted on Lap


09 Classic Twins / Single Cylinders

Aintree 1.535 miles

Race 9

10/06/2023 14:34

Race (6 Laps) started at 14:34:45



Pos	No.	Name	Class	Laps	Diff	Total Tm	Best Tm	Av. Speed	Town / City
Classic up to 250 s/c									
1	178	Jamie O'Brien	Classic up to 250 s/c	6		7:23.161	1:12.348	74.817	
2	108	David Whitehouse	Classic up to 250 s/c	6	0.143	7:23.304	1:12.271	74.793	Manchester
3	43	Bruce McGeoghagan	Classic up to 250 s/c	6	3.299	7:26.460	1:13.093	74.264	Wallasey
Classic up to 250 Twin									
1	67	Richard Hunt	Classic up to 250 Twin	6		7:07.572	1:09.768	77.545	Wetherby
2	28	Steve Bedford	Classic up to 250 Twin	6	59.371	8:06.943	1:19.525	68.090	Peterborough
Classic up to 350 Twin									
1	65	Loris Hunt	Classic up to 350 Twin	6		7:02.983	1:08.960	78.386	Knaresborough
2	23	Ian Streets	Classic up to 350 Twin	6	1.265	7:04.248	1:09.747	78.152	Greasby
3	471	Simon Collins	Classic up to 350 Twin	6	1.794	7:04.777	1:09.552	78.055	Tetbury

Announcements

Classic up to 250 Single Cylinder 92.5% Ave Speed = 69.2 mph
 Classic Twins up to 350 92.5% Ave Speed = 72.5 mph
 Classic up to 250 Twins 92.5% Ave Speed = 71.72 mph

Margin of Victory	Avg. Speed	Best Lap Tm	Best Speed	Best Lap by
1.265	78.386	1:08.960	80.133	65 - Loris Hunt

Chief Timekeeper - Damien Johnson

Orbits

Results provisional unless signed

Printed: 11/06/2023 22:27:56

www.mylaps.com
 Licensed to: PDMCC

Aintree Round 2

Sorted on Lap


10 125 GP / Unlimited Single / Formula 400 / Mini Twins

Aintree 1.535 miles

Race 10

10/06/2023 14:47

Race (6 Laps) started at 14:47:54



Pos	No.	Name	Class	Laps	Diff	Total Tm	Best Tm	Avg. Speed	Town / City
Formula 400									
1	7	Stephen Gorton	Formula 400	6		6:26.151	1:02.883	85.863	Atherton
2	10	Michael White	Formula 400	6	25.315	6:51.466	1:07.000	80.580	
3	168	Ian Draper	Formula 400	6	32.487	6:58.638	1:08.196	79.200	Leigh
4	220	Simon Cunliffe	Formula 400	6	33.833	6:59.984	1:08.261	78.946	St Helens
5	112	Daniel Cooper	Formula 400	6	:01.213	7:27.364	1:13.632	74.114	-
6	98	Scott Christie	Formula 400	6	:03.672	7:29.823	1:13.390	73.709	Southport
Mini Twins									
1	127	Ted Wilkinson	Mini Twins	6		6:25.831	1:03.360	85.934	Runcorn
2	47	Richard Harrison	Mini Twins	6	1.625	6:27.456	1:03.761	85.574	Fleetwood
3	137	Robert Taylor	Mini Twins	6	7.886	6:33.717	1:04.380	84.213	Birmingham
4	19	Gareth Western	Mini Twins	6	32.827	6:58.658	1:08.705	79.196	Stockport
5	90	Brian O'Connor	Mini Twins	6	58.473	7:24.304	1:09.967	74.625	Darwen
125 GP & Ultd c/c & Moto 3									
1	197	Simon Lehane	125 GP & Ultd c/c & Moto 3	6		6:59.544	1:08.662	79.029	-
2	320	Richie O'Neil	125 GP & Ultd c/c & Moto 3	6	14.393	7:13.937	1:10.477	76.407	-
3	341	Sean Leonard	125 GP & Ultd c/c & Moto 3	6	35.869	7:35.413	1:14.363	72.804	Dublin
4	38	James Millington	125 GP & Ultd c/c & Moto 3	5	1 Lap	7:33.275	1:28.362	60.956	Barrow in Furness
Not classified									
DNF	146	Steve Lawton	125 GP & Ultd c/c & Moto 3	2	DNF	2:46.216	1:18.461	66.492	Oldham

Announcements

Formula 400 92.5% Ave Speed = 79.42 mph

Mini Twins 92.5% Ave Speed = 79.48 mph

125 GP 92.5% Ave Speed = 73.1 mph

Margin of Victory	Avg. Speed	Best Lap Tm	Best Speed	Best Lap by
0.320	85.934	1:02.883	87.877	7 - Stephen Gorton

Chief Timekeeper - Damien Johnson

Orbits

Results provisional unless signed

Printed: 11/06/2023 22:28:08

www.mylaps.com

Licensed to: PDMCC

Aintree Round 2

Sorted on Lap


04 Sidecar F1 / F2 / FSRA1 / FSRA2

Aintree 1.535 miles

Race 11

10/06/2023 15:02

Race (6 Laps) started at 15:02:23



Pos	No.	Name	Class	Laps	Diff	Total Tm	Best Tm	avg. Speed	Town / City
FSRA F1									
1	9A	Fairhurst Andrews	FSRA F1	6		6:37.458	1:05.049	83.420	Derby
2	14A	M Burns S Winsford	FSRA F1	6	10.628	6:48.086	1:06.438	81.248	Doncaster
3	88A	J Stephenson A Mason	FSRA F1	6	23.681	7:01.139	1:08.319	78.729	Nottingham
4	181A	D Tibbles R Greenwood	FSRA F1	6	30.632	7:08.090	1:09.294	77.451	Leicester
Not classified									
DNF	56A	B Gilroy R Gilroy	FSRA F1		DNF				- Leicester
FSRA F2									
1	16A	D Salleh J Fairhurst	FSRA F2	6		6:58.480	1:06.765	79.230	Sheffield
2	967A	G Hodgson D Hodgson	FSRA F2	5	1 Lap	6:17.529	1:13.688	73.186	Wrexham
3	908A	S Woolcott E Morgan	FSRA F2	5	1 Lap	6:24.093	1:15.549	71.936	Bury St Edmonds
Sidecar F1									
1	60A	A Molyneux -	Sidecar F1	6		6:27.942	1:03.016	85.466	Ormskirk
2	22A	S Markland O Rigby	Sidecar F1	6	7.653	6:35.595	1:00.454	83.813	
Sidecar F2									
1	33A	S Hegarty -	Sidecar F2	6		6:11.917	1:01.018	89.149	Felixstowe
2	89A	C Hauxwell D Taylor	Sidecar F2	6	6.961	6:18.878	1:01.631	87.511	Wallasey
3	20A	P D'Henin S Astley	Sidecar F2	6	24.761	6:36.678	1:05.068	83.584	Wirral
Not classified									
DNF	95A	L Blackstock P Rosney	Sidecar F2		DNF				- Blackburn

Announcements

Formula 1 Sidecars 92.5% Ave Speed = 79.05 mph
 Formula 2 Sidecars 92.5% Ave Speed = 82.46 mph
 FRSA F1 92.5% Ave Speed = 77.16 mph
 FRSA F2 92.5% Ave Speed = 73.28 mph

Margin of Victory	Avg. Speed	Best Lap Tm	Best Speed	Best Lap by
6.961	89.149	1:00.454	91.408	22A - S Markland O Rigby

Chief Timekeeper: Damien Johnson

Orbits

D Johnson

Results provisional unless signed

www.mylaps.com

Licensed to: PDMCC

Printed: 11/06/2023 22:28:18

Aintree Round 2

Sorted on Lap


01 Superbikes 401-1300

Aintree 1.535 miles

Race 12

10/06/2023 15:15

Race started at 15:15:33



Pos	No.	Name	Class	Laps	Diff	Total Tm	Best Tm	Avg. Speed	Town / City
Superbikes 401-1300									
1	22	Danny Lewis	Superbikes 401-1300	5		4:48.985	56.808	95.610	Wirral
2	160	Oliver Riley	Superbikes 401-1300	5	0.144	4:49.129	56.469	95.563	Bolton
3	651	Adam Smith	Superbikes 401-1300	5	5.905	4:54.890	57.803	93.696	-
4	54	John Marsh	Superbikes 401-1300	5	6.230	4:55.215	58.013	93.593	Burnley
5	121	Liam Thornton	Superbikes 401-1300	5	8.537	4:57.522	58.091	92.867	Bootle
6	50	Sam Cookson	Superbikes 401-1300	5	14.661	5:03.646	59.688	90.994	
7	93	Max Ainscough	Superbikes 401-1300	5	18.857	5:07.842	1:00.389	89.754	Leigh
8	99	Luis Murphy	Superbikes 401-1300	5	26.299	5:15.284	1:02.233	87.635	
9	225	Bryan Walker	Superbikes 401-1300	5	27.710	5:16.695	1:02.022	87.245	Liverpool
10	321	Paul Davies	Superbikes 401-1300	5	27.783	5:16.768	1:00.714	87.225	Telford
11	366	John Francis	Superbikes 401-1300	5	43.605	5:32.590	1:04.947	83.075	Chorley
12	82	Kevin Adams	Superbikes 401-1300	5	58.310	5:47.295	1:02.909	79.558	Mold
13	405	Thomas Wignall	Superbikes 401-1300	4	1 Lap	4:57.673	1:03.850	74.256	Preston

Announcements

Superbikes 401-1300 92.5% Ave Speed = 88.43 mph

Margin of Victory	Avg. Speed	Best Lap Tm	Best Speed	Best Lap by
0.144	95.610	56.469	97.859	160 - Oliver Riley

Chief Timekeeper - Damien Johnson

Orbits

Results provisional unless signed

www.mylaps.com

Licensed to: PDMCC

Printed: 11/06/2023 22:28:29

Aintree Round 2

Sorted on Lap

02 Open 500 / 700 Twins / Steel Frame 600

Aintree 1.535 miles

Race 13

10/06/2023 15:26

Race started at 15:26:03



Pos	No.	Name	Class	Laps	Diff	Total Tm	Best Tm	Avg. Speed	Town / City
Open 500									
1	117	Anthony Magee	Open 500	5		6:02.370	1:10.821	76.248	
2	179	Alec Cottam	Open 500	5	3.869	6:06.239	1:11.228	75.443	Hesketh Bank
3	251	John Garratt	Open 500	5	9.207	6:11.577	1:11.837	74.359	Barrow in Furness
4	112	Daniel Cooper	Open 500	5	9.759	6:12.129	1:12.423	74.248	-
5	671	Nigel Dearden	Open 500	4	1 Lap	5:13.801	1:10.731	70.440	Carlisle
Steel Frame 600									
1	21	James Leatham	Steel Frame 600	5		5:06.355	59.885	90.189	Golborne
2	8	Michael Bampton	Steel Frame 600	5	0.160	5:06.515	1:00.199	90.142	Ormskirk
3	47	Richard Harrison	Steel Frame 600	5	12.923	5:19.278	1:02.909	86.539	Fleetwood
4	212	Steve Lester	Steel Frame 600	5	18.654	5:25.009	1:03.475	85.013	Bury St Edmonds
5	69	Alex Skegg	Steel Frame 600	5	18.940	5:25.295	1:03.522	84.938	Newton Abbott
6	68	Max Garside	Steel Frame 600	5	25.101	5:31.456	1:04.132	83.359	Fleetwood
7	186	Stephen Wilkinson	Steel Frame 600	5	25.329	5:31.684	1:04.048	83.302	Rochdale
8	313	Daren Fawcett	Steel Frame 600	5	29.673	5:36.028	1:05.240	82.225	Whitehaven
9	39	Wayne Pudge	Steel Frame 600	5	32.230	5:38.585	1:03.078	81.604	Southport
10	196	Elliot Ramsbottom	Steel Frame 600	5	33.239	5:39.594	1:06.493	81.362	
11	85	Christopher Hill	Steel Frame 600	5	42.741	5:49.096	1:07.657	79.147	Wrexham
700 Twin									
1	25	Andrew Herd	700 Twin	5		5:17.925	1:02.389	86.907	Preston
2	137	Robert Taylor	700 Twin	5	9.513	5:27.438	1:04.502	84.382	Birmingham
3	87	Paul Magnay	700 Twin	5	9.926	5:27.851	1:04.284	84.276	Appleby
4	19	Gareth Western	700 Twin	5	25.323	5:43.248	1:07.088	80.496	Stockport
5	127	Ted Wilkinson	700 Twin	5	36.749	5:54.674	1:06.166	77.903	Runcorn
6	72	Thomas Bradshaw	700 Twin	5	48.297	6:06.222	1:12.218	75.446	Alferton

Announcements

Steel Frame 600 92.5% Ave Speed = 83.42 mph

Up to 500 Open 92.5% Ave Speed = 70.52 mph

700 Twins 92.5% Ave Speed = 80.38 mph

Margin of Victory	Avg. Speed	Best Lap Tm	Best Speed	Best Lap by
0.160	90.189	59.885	92.277	21 - James Leatham

Chief Timekeeper - Damien Johnson

Orbits

Results provisional unless signed

www.mylaps.com

Licensed to: PDMCC

Printed: 11/06/2023 22:28:37

Aintree Round 2

Sorted on Lap


03 Powerbikes 501 – 1300 / Golden Era Superbikes

Aintree 1.535 miles

Race 14

10/06/2023 15:37

Race (5 Laps) started at 15:37:03



Pos	No.	Name	Class	Laps	Diff	Total Tm	Best Tm	Avg. Speed	Town / City
Golden Era Superbikes									
1	46	Greg Lewis	Golden Era Superbikes	5		5:01.764	58.901	91.562	Warrington
2	145	Andrew Lovett	Golden Era Superbikes	5	1.094	5:02.858	59.431	91.231	Chorley
3	182	Nick Clare	Golden Era Superbikes	5	24.694	5:26.458	1:03.771	84.636	Winsford
Not classified									
DNF	421	Cameron Parry	Golden Era Superbikes	1	DNF	1:12.511		76.209	
Powerbikes 501-1300									
1	160	Oliver Riley	Powerbikes 501-1300	5		4:50.110	56.960	95.240	Bolton
2	22	Danny Lewis	Powerbikes 501-1300	5	2.599	4:52.709	57.032	94.394	Wirral
3	651	Adam Smith	Powerbikes 501-1300	5	5.638	4:55.748	57.896	93.424	-
4	54	John Marsh	Powerbikes 501-1300	5	6.499	4:56.609	57.792	93.153	
5	121	Liam Thornton	Powerbikes 501-1300	5	11.416	5:01.526	58.974	91.634	Bootle
6	16	Nick Read	Powerbikes 501-1300	5	25.208	5:15.318	1:00.892	87.626	Burnley
7	321	Paul Davies	Powerbikes 501-1300	5	29.900	5:20.010	1:01.974	86.341	Telford
8	82	Kevin Adams	Powerbikes 501-1300	5	30.121	5:20.231	1:01.873	86.281	Mold

Announcements

Golden Era Superbikes 92.5% Ave Speed = 84.69 mph
 Powerbikes 501 – 1300 92.5% Ave Speed = 88.09 mph

Margin of Victory	Avg. Speed	Best Lap Tm	Best Speed	Best Lap by
2.599	95.240	56.960	97.015	160 - Oliver Riley

Chief Timekeeper - Damien Johnson

Orbits

Results provisional unless signed

Printed: 11/06/2023 22:28:47

www.mylaps.com
 Licensed to: PDMCC

Aintree Round 2

Sorted on Lap


04 Sidecar F1 / F2 / FSRA1 / FSRA2

Aintree 1.535 miles

Race 15

10/06/2023 15:47

Race (5 Laps) started at 15:47:19



Pos	No.	Name	Class	Laps	Diff	Total Tm	Best Tm	avg. Speed	Town / City
FSRA F1									
1	9A	Fairhurst Andrews	FSRA F1	5		5:30.855	1:05.188	83.511	Derby
2	14A	M Burns S Winsford	FSRA F1	5	0.828	5:31.683	1:04.573	83.302	Doncaster
3	88A	J Stephenson A Mason	FSRA F1	5	33.696	6:04.551	1:07.199	75.792	Nottingham
4	181A	D Tibbles R Greenwood	FSRA F1	5	37.608	6:08.463	1:11.513	74.987	Leicester
5	56A	B Gilroy R Gilroy	FSRA F1	4	1 Lap	5:19.512	1:17.525	69.181	Leicester
FSRA F2									
1	16A	D Salleh J Fairhurst	FSRA F2	5		5:45.193	1:07.292	80.042	Sheffield
2	908A	S Woolcott E Morgan	FSRA F2	5	32.818	6:18.011	1:14.024	73.093	Bury St Edmonds
3	967A	G Hodgson D Hodgson	FSRA F2	5	33.031	6:18.224	1:12.793	73.052	Wrexham
Sidecar F1									
1	22A	S Markland O Rigby	Sidecar F1	5		5:06.017	59.664	90.289	
2	60A	A Molyneux -	Sidecar F1	5	15.429	5:21.446	1:02.606	85.955	Ormskirk
Sidecar F2									
1	89A	C Hauxwell D Taylor	Sidecar F2	5		5:07.916	1:00.071	89.732	Wallasey
2	33A	S Hegarty -	Sidecar F2	5	0.389	5:08.305	1:00.758	89.619	Felixstowe
3	20A	P D'Henin S Astley	Sidecar F2	5	24.004	5:31.920	1:05.167	83.243	Wirral

Announcements

- Formula 1 Sidecars 92.5% Ave Speed = 83.51 mph
- Formula 2 Sidecars 92.5% Ave Speed = 83 mph
- FRSA F1 92.5% Ave Speed = 77.24 mph
- FRSA F2 92.5% Ave Speed = 74.03 mph

Margin of Victory	Avg. Speed	Best Lap Tm	Best Speed	Best Lap by
1.899	90.289	59.664	92.619	22A - S Markland O Rigby

Chief Timekeeper - Damien Johnson

Orbits

Results provisional unless signed

www.mylaps.com

Licensed to: PDMCC

Printed: 11/06/2023 22:28:55

Aintree Round 2

Sorted on Lap


05 Supersport 600

Aintree 1.535 miles

Race 16

10/06/2023 15:59

Race (5 Laps) started at 15:59:21



Pos	No.	Name	Class	Laps	Diff	Total Tm	Best Tm	Avg. Speed	Town / City
Supersport 600									
1	54	John Marsh	Supersport 600	5		4:52.180	57.606	94.565	Burnley
2	7	Stephen Gorton	Supersport 600	5	4.570	4:56.750	58.397	93.109	Atherton
3	165	Liam Western	Supersport 600	5	5.841	4:58.021	58.368	92.712	Leyland
4	131	Duncan Burnes	Supersport 600	5	8.705	5:00.885	58.943	91.829	
5	50	Samuel Cookson	Supersport 600	5	12.108	5:04.288	58.940	90.802	Leyland
6	442	James Reevely	Supersport 600	5	17.588	5:09.768	1:01.174	89.196	-
7	99	Luis Murphy	Supersport 600	5	20.270	5:12.450	1:01.227	88.430	
8	77	Mark Pattinson	Supersport 600	5	20.752	5:12.932	1:01.357	88.294	Lancaster
9	93	Max Ainscough	Supersport 600	5	22.654	5:14.834	1:00.918	87.761	Leigh
10	86	Wayne Priestley	Supersport 600	5	23.543	5:15.723	1:01.744	87.513	Adlington
11	279	Barry Chippendale	Supersport 600	5	29.483	5:21.663	1:02.880	85.897	Preston
12	121	Liam Thornton	Supersport 600	5	30.724	5:22.904	1:02.828	85.567	Bootle
13	21	James Leatham	Supersport 600	5	40.959	5:33.139	1:00.115	82.938	Golborne
14	883	Andrew Sharp	Supersport 600	5	01.450	5:53.630	1:08.968	78.133	Leigh
Not classified									
DNF	34	Christopher Jones	Supersport 600	4	DNF	3:54.278	57.248	94.349	Neston

Announcements

Supersport 600 92.5% Ave Speed = 87.47 mph

Margin of Victory	Avg. Speed	Best Lap Tm	Best Speed	Best Lap by
4.570	94.565	57.606	95.928	54 - John Marsh

Chief Timekeeper - Damien Johnson

Orbits

Results provisional unless signed

www.mylaps.com

Licensed to: PDMCC

Printed: 11/06/2023 22:29:04

Aintree Round 2

Sorted on Lap


06 351-500 Classics / Unlimited Classics / Post Classics 750

Aintree 1.535 miles

Race 17

10/06/2023 16:10

Race (5 Laps) started at 16:10:53



Pos	No.	Name	Class	Laps	Diff	Total Tm	Best Tm	Avq. Speed	Town / City
Classic Unlimited									
1	132	Michael Crompton	Classic Unlimited	5		5:42.084	1:07.178	80.770	Prescot
2	156	Michael Wall	Classic Unlimited	5	22.084	6:04.168	1:11.836	75.872	Liverpool
Not classified									
DNF	173	Gary Porter	Classic Unlimited	1	DNF	1:18.247		70.623	Wigan
Post Classic									
1	246	Stuart Poulton	Post Classic	5		5:52.370	1:08.748	78.412	Skelmersdale
2	111	Graham Heath	Post Classic	5	10.046	6:02.416	1:10.769	76.238	Frodsham
Not classified									
DNF	2	John Dieterman	Post Classic	2	DNF	2:10.296	1:03.174	84.822	Walton Le Dale
Supermono									
1	119	Roger Wilson	Supermono	5		6:45.033	1:19.952	68.217	
351 - 500 Classic									
1	262	Daniel Pritchard	351 - 500 Classic	5		5:48.560	1:08.117	79.269	Leek
2	30	James Gerrard	351 - 500 Classic	5	1.641	5:50.201	1:09.143	78.898	Bolton
3	13	Meredydd Owen	351 - 500 Classic	5	5.224	5:53.784	1:09.596	78.099	Gwynedd

Announcements

- Post Classic up to 750 92.5% Ave Speed = 72.53 mph
- Unlimited Classics 92.5% Ave Speed = 74.71 mph
- 351-500 Classics 92.5% Ave Speed = 73.32 mph
- Supermono 92.5% Ave Speed = 63.1 mph

Margin of Victory	Avg. Speed	Best Lap Tm	Best Speed	Best Lap by
6.476	80.770	1:07.178	82.259	132 - Michael Crompton

Chief Timekeeper - Damien Johnson

Orbits

Results provisional unless signed

www.mylaps.com
Licensed to: PDMCC

Printed: 11/06/2023 22:29:14

Aintree Round 2

Sorted on Lap

07 Pre Injection up to 600 / Pre Injection over 600

Aintree 1.535 miles

Race 18

10/06/2023 16:23

Race (5 Laps) started at 16:23:00



Pos	No.	Name	Class	Laps	Diff	Total Tm	Best Tm	Avg. Speed	Town / City
Pre Injection over 600									
1	145	Andrew Lovett	Pre Injection over 600	5		4:57.841	58.771	92.768	Chorley
2	46	Greg Lewis	Pre Injection over 600	5	0.533	4:58.374	58.417	92.602	Warrington
3	80	Steve Birtles	Pre Injection over 600	5	24.541	5:22.382	1:03.132	85.706	Nantwich
Pre Injection up to 600									
1	77	Mark Pattinson	Pre Injection up to 600	5		5:08.427	1:00.588	89.584	Lancaster
2	861	Stuart Bradbury	Pre Injection up to 600	5	4.294	5:12.721	1:01.707	88.354	Belper
3	442	James Reveley	Pre Injection up to 600	5	4.766	5:13.193	1:00.962	88.220	-
4	39	Wayne Pudge	Pre Injection up to 600	5	5.520	5:13.947	1:01.856	88.008	Southport
5	37	Anthony Mitchelle	Pre Injection up to 600	5	11.091	5:19.518	1:02.497	86.474	Mold
6	601	Anthony Martin	Pre Injection up to 600	5	13.535	5:21.962	1:02.705	85.818	Widness
7	182	Nick Clare	Pre Injection up to 600	5	13.737	5:22.164	1:03.079	85.764	Winsford
8	916	Ben Davis	Pre Injection up to 600	5	22.221	5:30.648	1:04.660	83.563	-
9	131	Duncan Burnes	Pre Injection up to 600	5	24.322	5:32.749	1:00.012	83.036	Bolton
10	171	Damien Davies	Pre Injection up to 600	5	25.559	5:33.986	1:04.968	82.728	Liverpool
11	186	Stephen Wilkinson	Pre Injection up to 600	5	28.934	5:37.361	1:05.312	81.900	Rochdale
12	196	Elliott Ramsbottom	Pre Injection up to 600	5	35.769	5:44.196	1:06.850	80.274	-
13	421	Cameron Parry	Pre Injection up to 600	5	37.117	5:45.544	1:07.179	79.961	Penmaenmawr
14	191	Wayne Kemp	Pre Injection up to 600	5	52.671	6:01.098	1:10.169	76.517	Manchester
Not classified									
DNF	68	Max Garside	Pre Injection up to 600	1	DNF	1:19.238		69.739	Fleetwood

Announcements

Pre Injection over 600 92.5% Ave Speed = 85.81 mph
 Pre Injection up to 600 92.5% Ave Speed = 82.86 mph

Margin of Victory	Avg. Speed	Best Lap Tm	Best Speed	Best Lap by
0.533	92.768	58.417	94.596	46 - Greg Lewis

Chief Timekeeper - Damien Johnson

Orbits

Results provisional unless signed

Printed: 11/06/2023 22:29:26

www.mylaps.com
 Licensed to: PDMCC

Aintree Round 2

Sorted on Lap


08 750 Twin / FE 500 / FE Over 500 / Supermono

Aintree 1.535 miles

Race 19

10/06/2023 16:33

Race (5 Laps) started at 16:33:41



Pos	No.	Name	Class	Laps	Diff	Total Tm	Best Tm	avg. Speed	Town / City
FE Over 500									
1	145	Andrew Lovett	FE Over 500	5		5:05.965	1:00.244	90.304	Chorley
2	80	Steve Birtles	FE Over 500	5	12.043	5:18.008	1:02.261	86.885	Nantwich
3	36	Stephen Cave	FE Over 500	5	21.343	5:27.308	1:03.987	84.416	Prescott
4	232	William Curtis	FE Over 500	5	31.807	5:37.772	1:06.320	81.801	Chesterfield
5	12	Ben Heaton	FE Over 500	5	40.175	5:46.140	1:07.361	79.823	Wigan
6	220	Simon Cunliffe	FE Over 500	5	54.281	6:00.246	1:09.236	76.698	St Helens
FE up to 500									
1	7	Stephen Gorton	FE up to 500	5		5:28.876	1:04.463	84.013	
2	10	Michael White	FE up to 500	5	13.040	5:41.916	1:07.120	80.809	
3	671	Nigel Dearden	FE up to 500	5	31.716	6:00.592	1:09.911	76.624	Carlisle
4	251	John Garratt	FE up to 500	5	49.525	6:18.401	1:13.901	73.018	Barrow in Furness
5	31	Sean Cookney	FE up to 500	4	1 Lap	5:20.114	1:17.787	69.050	Ashton Under Lyne
Supermono									
1	119	Roger Wilson	Supermono	4		5:19.506	1:17.248	69.182	Lancaster
750 Twin									
1	25	Andrew Herd	750 Twin	5		5:20.668	1:03.322	86.164	Preston
2	137	Robert Taylor	750 Twin	5	13.102	5:33.770	1:04.725	82.782	Birmingham
3	17	Martin Kelly	750 Twin	5	17.787	5:38.455	1:06.562	81.636	Poulton Le Fylde
4	72	Thomas Bradshaw	750 Twin	5	40.076	6:00.744	1:09.972	76.592	

Announcements

FE up to 500 92.5% Ave Speed = 77.71 mph
 FE 501 Unlimited 92.5% Ave Speed = 83.53 mph
 750 Twins 92.5% Ave Speed = 79.7 mph

Margin of Victory	Avg. Speed	Best Lap Tm	Best Speed	Best Lap by
12.043	90.304	1:00.244	91.727	145 - Andrew Lovett

Chief Timekeeper - Damien Johnson

Orbits

Results provisional unless signed

www.mylaps.com

Licensed to: PDMCC

Printed: 11/06/2023 22:29:36

Aintree Round 2

Sorted on Lap


09 Classic Twins / Single Cylinders

Aintree 1.535 miles

Race 20

10/06/2023 16:44

Race (5 Laps) started at 16:44:12



Pos	No.	Name	Class	Laps	Diff	Total Tm	Best Tm	Avg. Speed	Town / City
Classic up to 250 s/c									
1	108	David Whitehouse	Classic up to 250 s/c	5		6:08.193	1:12.447	75.042	Manchester
2	43	Bruce McGeoghagan	Classic up to 250 s/c	5	3.592	6:11.785	1:12.978	74.317	Wallasey
Classic up to 250 Twin									
1	67	Richard Hunt	Classic up to 250 Twin	5		5:57.961	1:10.014	77.187	Wetherby
Classic up to 350 s/c									
1	88	Mark Cronshaw	Classic up to 350 s/c	5		5:36.538	1:06.210	82.101	Rosendale
Classic up to 350 Twin									
1	65	Loris Hunt	Classic up to 350 Twin	5		5:46.811	1:08.349	79.669	Knaresborough
2	23	Ian Streets	Classic up to 350 Twin	5	9.409	5:56.220	1:10.426	77.564	Greasby

Announcements

- Classic up to 250 Single Cylinder 92.5% Ave Speed = 69.41 mph
- Classic Twins up to 350 92.5% Ave Speed = 73.69 mph
- Classic up to 250 Twins 92.5% Ave Speed = 71.39 mph
- Classic 350 Single Cylinder 92.5% Ave Speed = 75.94 mph

Margin of Victory	Avg. Speed	Best Lap Tm	Best Speed	Best Lap by
10.273	82.101	1:06.210	83.462	88 - Mark Cronshaw

Chief Timekeeper - Damien Johnson

Orbits

Results provisional unless signed

www.mylaps.com

Licensed to: PDMCC

Printed: 11/06/2023 22:29:44

Aintree Round 2

Sorted on Lap


10 125 GP / Unlimited Single / Formula 400 / Mini Twins

Aintree 1.535 miles

Race 21

10/06/2023 16:54

Race (5 Laps) started at 16:54:49



Pos	No.	Name	Class	Laps	Diff	Total Tm	Best Tm	avg. Speed	Town / City
Formula 400									
1	7	Stephen Gorton	Formula 400	5		5:19.330	1:03.002	86.525	Atherton
2	10	Michael White	Formula 400	5	21.901	5:41.231	1:06.951	80.972	
3	220	Simon Cunliffe	Formula 400	5	24.985	5:44.315	1:07.134	80.246	St Helens
4	112	Daniel Cooper	Formula 400	5	51.983	6:11.313	1:12.913	74.412	-
5	98	Scott Christie	Formula 400	5	57.087	6:16.417	1:13.674	73.403	Southport
Mini Twins									
1	127	Ted Wilkinson	Mini Twins	5		5:18.609	1:02.718	86.721	Runcorn
2	137	Robert Taylor	Mini Twins	5	0.565	5:19.174	1:02.850	86.567	Birmingham
3	47	Richard Harrison	Mini Twins	5	1.727	5:20.336	1:03.049	86.253	Fleetwood
4	19	Gareth Western	Mini Twins	5	25.747	5:44.356	1:07.888	80.237	Stockport
Not classified									
DNF	90	Brian O'Connor	Mini Twins	4	DNF	4:34.643	1:07.511	80.483	Darwen
125 GP & Ultd c/c & Moto 3									
1	197	Simon Lehane	125 GP & Ultd c/c & Moto 3	5		5:45.269	1:07.447	80.025	-
2	320	Richie O'Neil	125 GP & Ultd c/c & Moto 3	5	5.476	5:50.745	1:08.238	78.775	-
3	717	Ben Phipps	125 GP & Ultd c/c & Moto 3	5	15.697	6:00.966	1:09.964	76.545	Southport
4	341	Sean Leonard	125 GP & Ultd c/c & Moto 3	5	31.977	6:17.246	1:13.489	73.241	Dublin
5	146	Steve Lawton	125 GP & Ultd c/c & Moto 3	5	32.162	6:17.431	1:13.648	73.205	Oldham
6	38	James Millington	125 GP & Ultd c/c & Moto 3	4	1 Lap	5:45.223	1:23.908	64.028	Barrow in Furness

Announcements

Formula 400 92.5% Ave Speed = 80.03 mph

Mini Twins 92.5% Ave Speed = 80.21 mph

125 GP 92.5% Ave Speed = 74.02 mph

Margin of Victory	Avg. Speed	Best Lap Tm	Best Speed	Best Lap by
0.565	86.721	1:02.718	88.109	127 - Ted Wilkinson

Chief Timekeeper - Damien Johnson

Orbits

Results provisional unless signed

Printed: 11/06/2023 22:29:53

www.mylaps.com

Licensed to: PDMCC