

Aintree Round 3

Sorted on Laps

01 Superbikes 401-1300

Aintree 1.535 miles

Race 1

06/08/2022 12:08

Race (6 Laps) started at 12:08:27



Pos	No.	Name	Class	Laps	Diff	Total Tm	Best Tm	Town / City	Avg. Speed
Superbikes 401-1300									
1	160	Oliver Riley	Superbikes 401-1300	6		5:44.027	56.560	Bolton	96.376
2	24	Samuel Walker	Superbikes 401-1300	6	4.411	5:48.438	56.766	Barrow-in-Furness	95.156
3	361	Richard Wilson	Superbikes 401-1300	6	8.814	5:52.841	57.743	Nelson	93.969
4	75	Lance Cronshaw	Superbikes 401-1300	6	9.454	5:53.481	57.558	Blackburn	93.799
5	54	John Marsh	Superbikes 401-1300	6	11.972	5:55.999	57.926	Burnley	93.135
6	22	Danny Lewis	Superbikes 401-1300	6	16.971	6:00.998	56.817	Wirral	91.845
7	311	Chris Roberts	Superbikes 401-1300	6	18.503	6:02.530	59.362	Liverpool	91.457
8	32	Paul Davies	Superbikes 401-1300	6	21.452	6:05.479	59.685	Telford	90.719
9	121	Liam Thornton	Superbikes 401-1300	6	21.497	6:05.524	59.415	Bootle	90.708
10	151	Edward Wilson	Superbikes 401-1300	6	44.325	6:28.352	1:02.738	Isle of Man	85.376
11	321	David Jackson	Superbikes 401-1300	6	58.708	6:42.735	1:05.481	Preston	82.327
12	58	Andrew Ripley	Superbikes 401-1300	6	58.752	6:42.779	1:01.152	Stoke-on-Trent	82.318
13	191	Wayne Kemp	Superbikes 401-1300	5	1 Lap	5:56.292	1:05.866	Manchester	77.549
14	174	Scott Wilson	Superbikes 401-1300	5	1 Lap	6:38.211	1:00.574	Carnforth	69.385
Not classified									
DNF	105	Thomas Wignall	Superbikes 401-1300	3	DNF	3:08.033	1:00.077	Preston	88.165
DNF	29	Jamie Ellis	Superbikes 401-1300	2	DNF	2:24.913	1:03.716		76.266

Announcements

Superbikes 401-1300 92.5% Ave Speed = 89.14 mph

Margin of Victory	Avg. Speed	Best Lap Tm	Best Speed	Best Lap by
4.411	96.376	56.560	97.702	160 - Oliver Riley

Chief Timekeeper - Damien Johnson

Orbits

www.mylaps.com  
Licensed to: PDMCC

# Sorted on Laps

Aintree Round 3


02 125GP & Single Cylinder / F400 / 650 Twins & Mini Twins

Aintree 1.535 miles

Race 2

06/08/2022 12:20

Race (6 Laps) started at 12:20:01



Pos	No.	Name	Class	Laps	Diff	Total Tm	Best Tm	Town / City	Avg. Speed
<b>Formula 400</b>									
1	711	Stephen Gorton	Formula 400	6		6:33.066	1:04.348	Manchester	84.352
2	35	Anthony Peck	Formula 400	6	1.769	6:34.835	1:04.736	Leyland	83.974
3	122	Colin Wilcock	Formula 400	6	3.975	6:37.041	1:04.063	Leigh	83.508
4	83	Darran Cooper	Formula 400	6	10.859	6:43.925	1:06.014	Liverpool	82.085
5	98	Scott Christie	Formula 400	5	1 Lap	6:18.758	1:14.267		72.949
<b>125cc GP &amp; Unlimited S/C</b>									
1	153	William Fletcher	125cc GP & Unlimited S/C	6		6:40.392	1:05.443		82.809
2	361	Richard Wilson	125cc GP & Unlimited S/C	6	18.072	6:58.464	1:08.511	Nelson	79.233
3	4	Norman Williamson	125cc GP & Unlimited S/C	6	28.881	7:09.273	1:10.058	Liverpool	77.238
4	91	Christopher Kent	125cc GP & Unlimited S/C	6	39.371	7:19.763	1:11.898	Buxton	75.395
5	322	John Ashmead	125cc GP & Unlimited S/C	5	1 Lap	6:19.479	1:14.110	Derby	72.810
6	566	Michael Wilby	125cc GP & Unlimited S/C	5	1 Lap	6:39.349	1:18.639	Blackburn	69.188
<b>650 Twins &amp; Mini Twins</b>									
1	43	James Hodson	650 Twins & Mini Twins	6		6:14.836	1:01.409	Wigan	88.455
2	137	Robert Taylor	650 Twins & Mini Twins	6	15.520	6:30.356	1:03.642	Birmingham	84.938
3	48	Philip Morris	650 Twins & Mini Twins	6	27.165	6:42.001	1:05.737	Bishops Castle	82.477
4	15	Colin Cooke	650 Twins & Mini Twins	6	27.422	6:42.258	1:06.163	Bury	82.425
5	121	Jason Smith	650 Twins & Mini Twins	6	28.261	6:43.097	1:05.806	Colne	82.253
6	171	Anthony Stock	650 Twins & Mini Twins	6	31.493	6:46.329	1:06.250	Liverpool	81.599
7	281	Oliver Wilson	650 Twins & Mini Twins	6	34.082	6:48.918	1:06.356		81.082
8	178	Michael Wilkinson	650 Twins & Mini Twins	6	34.356	6:49.192	1:06.257	Preston	81.028
9	891	Connor Woodman	650 Twins & Mini Twins	6	47.441	7:02.277	1:08.563	Blackpool	78.517
10	84	James Spain	650 Twins & Mini Twins	6	48.501	7:03.337	1:08.652	Kendal	78.321

**Announcements**

Formula 400 92.5% Ave Speed = 78.02 mph  
 125 GP & Unlimited Single Cylinder 92.5% Ave Speed = 76.59 mph  
 650 Twins & Mini Twins 92.5% Ave Speed = 81.82 mph

Margin of Victory	Avg. Speed	Best Lap Tm	Best Speed	Best Lap by
15.520	88.455	1:01.409	89.987	43 - James Hodson

Chief Timekeeper - Damien Johnson

Orbits

www.mylaps.com  
 Licensed to: PDMCC

Aintree Round 3

Sorted on Laps


03 350 GP / 650 Super Twins / Steel Frame 600

Aintree 1.535 miles

Race 3

06/08/2022 12:32

Race (6 Laps) started at 12:32:09



Pos	No.	Name	Class	Laps	Diff	Total Tm	Best Tm	Town / City	Avg. Speed
-----	-----	------	-------	------	------	----------	---------	-------------	------------

Steel Frame 600

1	21	James Leatham	Steel Frame 600	6		6:02.175	59.193	Warrington	91.547
2	92	Matthew Miller	Steel Frame 600	6	7.057	6:09.232	59.998	Southport	89.797
3	5	Martin Clare	Steel Frame 600	6	10.260	6:12.435	1:01.192	Wigan	89.025
4	39	Wayne Pudge	Steel Frame 600	6	15.504	6:17.679	1:01.703	Southport	87.789
5	6	Anthony Martin	Steel Frame 600	6	26.590	6:28.765	1:02.585	Widnes	85.285
6	126	Michael Armstrong	Steel Frame 600	6	50.260	6:52.435	1:06.487	Workington	80.391
7	691	Jason Breakey	Steel Frame 600	6	51.710	6:53.885	1:06.707	Abergele	80.109
8	130	John Darren Fawcett	Steel Frame 600	6	52.739	6:54.914	1:06.671	Whitehaven	79.911
9	186	Stephen Wilkinson	Steel Frame 600	5	1 Lap	6:44.137	1:04.470	Rochdale	68.368

Not classified

DNF	132	Simon Griffiths	Steel Frame 600	4	DNF	4:32.358	1:06.872	Preston	81.158
-----	-----	-----------------	-----------------	---	-----	----------	----------	---------	--------

350 GP

1	197	Simon Lehane	350 GP	6		6:56.563	1:07.874	Pontefract	79.594
2	151	Edward Wilson	350 GP	6	0.590	6:57.153	1:06.800	Isle of Man	79.482
3	79	Alec Cottam	350 GP	5	1 Lap	6:14.783	1:13.066	Preston	73.723

650 Super Twins

1	43	James Hodson	650 Super Twins	6		6:09.753	1:00.828	Wigan	89.671
2	96	Thomas Hodge	650 Super Twins	6	7.734	6:17.487	1:01.421	Chorley	87.833
3	67	Richard Hunt	650 Super Twins	6	8.179	6:17.932	1:01.464		87.730
4	17	Martin Kelly	650 Super Twins	6	18.812	6:28.565	1:03.916	Chorley	85.329
5	87	Paul Magnay	650 Super Twins	6	27.726	6:37.479	1:04.636		83.416
6	48	Philip Morris	650 Super Twins	6	34.021	6:43.774	1:05.878	Bishops Castle	82.115
7	171	Anthony Stock	650 Super Twins	6	40.253	6:50.006	1:06.743	Liverpool	80.867
8	281	Oliver Wilson	650 Super Twins	6	45.563	6:55.316	1:07.380	Carnforth	79.833
9	84	James Spain	650 Super Twins	6	55.549	7:05.302	1:09.195	Kendal	77.959

Not classified

DNF	121	Jason Smith	650 Super Twins	5	DNF	5:30.620	1:04.853	Colne	83.570
-----	-----	-------------	-----------------	---	-----	----------	----------	-------	--------

Announcements

Steel Frame 600 92.5% Ave Speed = 84.68 mph

350 GP 92.5% Ave Speed = 73.62 mph

650 Super Twin 92.5% Ave Speed = 82.94 mph

Margin of Victory	Avg. Speed	Best Lap Tm	Best Speed	Best Lap by
7.057	91.547	59.193	93.356	21 - James Leatham

Chief Timekeeper - Damien Johnson

Orbits

*DSol*

www.mylaps.com  
Licensed to: PDMCC

Aintree Round 3

Sorted on Laps


04 Powerbikes 501-1300 / Golden Era Superbikes

Aintree 1.535 miles

Race 4

06/08/2022 12:43

Race (6 Laps) started at 12:43:32



Pos	No.	Name	Class	Laps	Diff	Total Tm	Best Tm	Town / City	Avg. Speed
<b>Golden Era Superbikes</b>									
1	158	Brian Bates	Golden Era Superbikes	5		6:07.590	1:12.475	Burnley	75.165
2	213	Mark Bostock	Golden Era Superbikes	5					-
<b>Powerbikes 501-1300</b>									
1	160	Oliver Riley	Powerbikes 501-1300	6		5:43.132	56.423	Bolton	96.628
2	24	Samuel Walker	Powerbikes 501-1300	6	2.228	5:45.360	56.719	Barrow-in-Furness	96.004
3	22	Danny Lewis	Powerbikes 501-1300	6	2.297	5:45.429	56.310	Wirral	95.985
4	75	Lance Cronshaw	Powerbikes 501-1300	6	9.714	5:52.846	57.618	Blackburn	93.967
5	54	John Marsh	Powerbikes 501-1300	6	10.281	5:53.413	57.599		93.817
6	76	Peter Whiteside	Powerbikes 501-1300	6	10.475	5:53.607	57.588	Preston	93.765
7	121	Liam Thornton	Powerbikes 501-1300	6	24.408	6:07.540	1:00.156	Bootle	90.211
8	102	Matthew Rostron	Powerbikes 501-1300	6	25.443	6:08.575	59.956	Liverpool	89.957
9	32	Paul Davies	Powerbikes 501-1300	6	35.891	6:19.023	1:01.048	Telford	87.478

Announcements

Rider 213 No Tx, position assigned manually  
 Golden Era Superbikes 92.5% Ave Speed = 69.52 mph  
 Powerbikes 501 - 1300 92.5% Ave Speed = 89.38 mph

Margin of Victory	Avg. Speed	Best Lap Tm	Best Speed	Best Lap by
2.228	96.628	56.310	98.135	22 Danny Lewis

Chief Timekeeper - Damien Johnson

Orbits

www.mylaps.com  
 Licensed to: PDMCC

Aintree Round 3

Sorted on Laps

05 Early Stocks

Aintree 1.535 miles

Race 5

06/08/2022 13:35

Race (6 Laps) started at 13:35:16



Pos	No.	Name	Class	Laps	Diff	Total Tm	Best Tm	Town / City	Avg. Speed
Early Stocks									
1	77	Mark Brown	Early Stocks	6		6:32.888	1:03.961	Newton-le-Willows	84.390
2	286	John Chambers	Early Stocks	6	1.258	6:34.146	1:03.857	Burton-on-Trent	84.121
3	222	Derek Heap	Early Stocks	6	1.758	6:34.646	1:04.148	Prescot	84.015
4	19	Gordon Clark	Early Stocks	6	11.493	6:44.381	1:05.939	Hemel Hempstead	81.992
5	152	John Adamson	Early Stocks	6	31.332	7:04.220	1:09.523	Bolton	78.158
6	188	Sean Gauchwin	Early Stocks	6	31.337	7:04.225	1:08.493	Wigan	78.157
7	213	Mark Bostock	Early Stocks	6	41.315	7:14.203	1:09.635	Bradford	76.361
8	179	Ian Beattie	Early Stocks	6	50.655	7:23.543	1:11.975	Wigan	74.753
9	204	Daniel Pritchard	Early Stocks	6	51.290	7:24.178	1:12.692	Leek	74.646
10	240	Garry McCormack	Early Stocks	5	1 Lap	6:58.117	1:21.998	West Bromwich	66.082
11	137	Robert Taylor	Early Stocks	5				Birmingham	-
Not classified									
DNF	289	Brad Mason	Early Stocks	4	DNF	5:04.656	1:15.084	Clitheroe	72.554

Announcements

#137 No Tx Position assigned manually  
 Early Stocks 92.5% Ave Speed = 78.06 mph

Margin of Victory	Avg. Speed	Best Lap Tm	Best Speed	Best Lap by
1.258	84.390	1:03.857	86.537	286 - John Chambers

Chief Timekeeper - Daniel Johnson

Orbits

www.mylaps.com  
 Licensed to: PDMCC

Aintree Round 3

Sorted on Laps

06 Formula 600

Aintree 1.535 miles

Race 6

06/08/2022 13:47

Race (6 Laps) started at 13:47:18



Pos	No.	Name	Class	Laps	Diff	Total Tm	Best Tm	Town / City	Avg. Speed
Formula 600									
1	54	John Marsh	Formula 600	6		5:54.996	58.011	Burnley	93.398
2	76	Peter Whiteside	Formula 600	6	0.334	5:55.330	58.167	Preston	93.310
3	21	James Leatham	Formula 600	6	0.873	5:55.869	58.202	Warrington	93.169
4	105	Thomas Wignall	Formula 600	6	8.010	6:03.006	59.358	Preston	91.337
5	102	Matthew Rostron	Formula 600	6	10.322	6:05.318	59.514	Liverpool	90.759
6	58	Andrew Ripley	Formula 600	6	10.485	6:05.481	59.842	Stoke-on-Trent	90.719
7	151	Edward Wilson	Formula 600	6	24.453	6:19.449	1:01.919	Isle of Man	87.379
8	383	Richard Hughes	Formula 600	6	25.261	6:20.257	1:01.781	Walsall	87.194
9	87	Pauli Magnay	Formula 600	6	34.626	6:29.622	1:04.008	Appleby-in-Westmorl	85.098
10	182	Nicholas Clare	Formula 600	6	37.758	6:32.754	1:04.374	Winsford	84.419
Not classified									
DNF	366	John Francis	Formula 600	3	DNF	3:20.476	1:04.907	Chorley	82.693

Announcements

Formula 600 92.5% Ave Speed = 86.39 mph

Margin of Victory	Avg. Speed	Best Lap Tm	Best Speed	Best Lap by
0.334	93.398	58.011	95.258	54 - John Marsh

Chief Timekeeper - Damien Johnson

Orbits

www.mylaps.com  
Licensed to: PDMCC

**Sorted on Laps**

**Aintree Round 3**


07 351-500 Classics / Unlimited Classics / Post Classics 750

Aintree 1.535 miles

Race 7

06/08/2022 13:59

Race (6 Laps) started at 13:59:27



Pos	No.	Name	Class	Laps	Diff	Total Tm	Best Tm	Town / City	Avg. Speed
<b>Post Classic up to 750</b>									
1	991	Leon Lerego	Post Classic up to 750	6		6:41.572	1:05.284	Ross-on-Wye	82.566
2	197	Simon Lehane	Post Classic up to 750	6	14.137	6:55.709	1:07.020	Pontefract	79.758
3	152	John Adamson	Post Classic up to 750	6	14.912	6:56.484	1:07.169	Bolton	79.609
4	4	Norman Williamson	Post Classic up to 750	6	33.786	7:15.358	1:11.071	Liverpool	76.158
<b>Unlimited Classic</b>									
1	31	Michael Crompton	Unlimited Classic	6		6:42.043	1:05.213	Prescot	82.469
2	156	Michael Wall	Unlimited Classic	6	19.861	7:01.904	1:08.902	Liverpool	78.587
3	23	Ian Streets	Unlimited Classic	6	24.221	7:06.264	1:09.723	Wirral	77.783
<b>351 - 500 Classic</b>									
1	44	Robert Hodson	351 - 500 Classic	6		6:35.654	1:04.713	Wigan	83.800
2	150	Stephen Atkin	351 - 500 Classic	6	8.270	6:43.924	1:05.791	Rosendale	82.085
3	204	Daniel Pritchard	351 - 500 Classic	6	20.580	6:56.234	1:08.051	Leek	79.657
4	108	David Whitehouse	351 - 500 Classic	6	37.638	7:13.292	1:10.372	Manchester	76.521
5	40	Brian Cooper	351 - 500 Classic	6	42.133	7:17.787	1:11.310	Burnley	75.735
6	71	Andrew Heckle	351 - 500 Classic	6	47.356	7:23.010	1:12.601	Liverpool	74.843
<b>Not classified</b>									
DNF	65	Loris Hunt	351 - 500 Classic	4	DNF	4:28.510	1:05.345	Knaresborough	82.321
DNF	154	Peter Boast	351 - 500 Classic	1	DNF	1:13.419		Market Rasen	75.267

**Announcements**

Post Classic up to 750 92.5% Ave Speed = 76.37 mph

Unlimited Classics 92.5% Ave Speed = 76.28 mph

351-500 Classics 92.5% Ave Speed = 77.51 mph

Margin of Victory	Avg. Speed	Best Lap Tm	Best Speed	Best Lap by
5.918	83.800	1:04.713	85.392	44 - Robert Hodson

Chief Timekeeper - Damien Johnson

Orbits

*D. Johnson*

www.mylaps.com  
Licensed to: PDMCC

Aintree Round 3

Sorted on Laps


08 Pre Injection up to 600 / Pre Injection over 600

Aintree 1.535 miles

Race 8

06/08/2022 14:15

Race (6 Laps) started at 14:15:13



Pos	No.	Name	Class	Laps	Diff	Total Tm	Best Tm	Town / City	Avg. Speed
Pre Injection Over 600									
1	92	Matthew Miller	Pre Injection Over 600	6		6:02.544	59.638	Southport	91.454
2	311	Chris Roberts	Pre Injection Over 600	6	0.048	6:02.592	59.302	Liverpool	91.442
3	96	Thomas Hodge	Pre Injection Over 600	6	13.149	6:15.693	1:01.286	Chorley	88.253
4	77	Mark Brown	Pre Injection Over 600	6	29.704	6:32.248	1:03.979	Newton-le-Willows	84.528
5	140	Paul Myler	Pre Injection Over 600	6	48.063	6:50.607	1:06.416	Telford	80.749
6	170	Vic Weaver	Pre Injection Over 600	6	49.239	6:51.783	1:07.243		80.518

Pos	No.	Name	Class	Laps	Diff	Total Tm	Best Tm	Town / City	Avg. Speed
Pre Injection up to 600									
1	21	James Leatham	Pre Injection up to 600	6		6:03.169	59.552		91.296
2	5	Martin Clare	Pre Injection up to 600	6	12.827	6:15.996	1:01.679	Wigan	88.182
3	39	Wayne Pudge	Pre Injection up to 600	6	13.699	6:16.868	1:01.762	Southport	87.978
4	366	John Francis	Pre Injection up to 600	6	27.342	6:30.511	1:02.958	Chorley	84.904
5	7	Antony Mitchell	Pre Injection up to 600	6	27.563	6:30.732	1:02.549	Mold	84.856
6	6	Anthony Martin	Pre Injection up to 600	6	28.525	6:31.694	1:04.215	Widnes	84.648
7	182	Nicholas Clare	Pre Injection up to 600	6	28.832	6:32.001	1:03.892	Winsford	84.581
8	641	Ian Emson	Pre Injection up to 600	6	47.390	6:50.559	1:05.558	Warrington	80.758
9	186	Stephen Wilkinson	Pre Injection up to 600	6	48.153	6:51.322	1:06.441	Rochdale	80.608
10	321	David Jackson	Pre Injection up to 600	6	48.776	6:51.945	1:06.700	Preston	80.486
11	132	Simon Griffiths	Pre Injection up to 600	6	48.969	6:52.138	1:07.204	Preston	80.449
12	126	Michael Armstrong	Pre Injection up to 600	6	48.991	6:52.160	1:06.742	Workington	80.444
13	191	Wayne Kemp	Pre Injection up to 600	6	50.573	6:53.742	1:06.615	Manchester	80.137
14	691	Jason Breakey	Pre Injection up to 600	6	51.452	6:54.621	1:07.049	Abergele	79.967
15	130	John Darren Fawcett	Pre Injection up to 600	6	53.597	6:56.766	1:07.575	Whitehaven	79.555
16	185	Christopher Hill	Pre Injection up to 600	6	59.294	7:02.463	1:07.159	Wrexham	78.483

Announcements

Pre Injection over 600 92.5% Ave Speed = 84.59 mph  
 Pre Injection up to 600 92.5% Ave Speed = 84.44 mph

Margin of Victory	Avg. Speed	Best Lap Tm	Best Speed	Best Lap by
0.048	91.454	59.302	93.184	311 - Chris Roberts

Chief Timekeeper - Damien Johnson

Orbits

www.mylaps.com  
 Licensed to: PDMCC



**Sorted on Laps**

**Aintree Round 3**

09 Classic 250 Tw / 125 & 250 Sin / 350 Tw / 350 Sin / 80

Aintree 1.535 miles

Race 9

06/08/2022 14:36

Race (6 Laps) started at 14:36:16



Pos	No.	Name	Class	Laps	Diff	Total Tm	Best Tm	Town / City	Avg. Speed
<b>Classic 125 &amp; 250 S/C</b>									
1	91	Christopher Kent	Classic 125 & 250 S/C	6		7:21.388	1:11.970	Buxton	75.118
2	108	David Whitehouse	Classic 125 & 250 S/C	6	15.642	7:37.030	1:13.581	Manchester	72.547
3	122	Colin Wilcock	Classic 125 & 250 S/C	6	16.089	7:37.477	1:14.311	Leigh	72.476
4	322	John Ashmead	Classic 125 & 250 S/C	6	17.209	7:38.597	1:15.020	Derby	72.299
5	566	Michael Wilby	Classic 125 & 250 S/C	5	1 Lap	6:49.602	1:20.512	Blackburn	67.456
6	343	Murray Smoker	Classic 125 & 250 S/C	5	1 Lap	7:05.102	1:22.852	Southport	64.996
7	38	James Millington	Classic 125 & 250 S/C	5	1 Lap	7:05.102	1:21.024	Barrow-in-Furness	64.996
8	49	Robert Aspden	Classic 125 & 250 S/C	5	1 Lap	7:06.342	1:20.905	Crewe	64.807
9	4	Norman Williamson	Classic 125 & 250 S/C	5	1 Lap	7:07.633	1:22.217	Liverpool	64.611
10	94	Nicholas Penny	Classic 125 & 250 S/C	5	1 Lap	7:29.113	1:27.718	Ulverston	61.521

**Not classified**

DNF	561	Russell Turner	Classic 125 & 250 S/C	3	DNF	4:06.840	1:18.701	Stockport	67.161
-----	-----	----------------	-----------------------	---	-----	----------	----------	-----------	--------

**Classic 350 S/C**

1	18	Keith Dixon	Classic 350 S/C	6		7:30.117	1:13.886	Blackburn	73.661
2	95	Michael Schofield	Classic 350 S/C	6	6.231	7:36.348	1:13.430	Chorley	72.655

**Not classified**

DNF	118	Mark Cronshaw	Classic 350 S/C	1	DNF	1:11.224		Rossendale	77.586
-----	-----	---------------	-----------------	---	-----	----------	--	------------	--------

**Classic Twins up to 350**

1	44	Robert Hodson	Classic Twins up to 350	6		6:48.503	1:06.770	Wigan	81.165
2	174	Scott Wilson	Classic Twins up to 350	6	20.388	7:08.891	1:08.716	Carnforth	77.306
3	23	Ian Streets	Classic Twins up to 350	6	20.586	7:09.089	1:10.395	Wirral	77.271
4	85	Michael Titchmarsh	Classic Twins up to 350	6	22.983	7:11.486	1:10.537	Saltburn-by-the-Sea	76.841
5	71	Andrew Heckle	Classic Twins up to 350	6	24.611	7:13.114	1:10.948	Liverpool	76.553
6	128	Steven Bedford	Classic Twins up to 350	5	1 Lap	7:20.978	1:24.104	Peterborough	62.656

**Not classified**

DNF	154	Peter Boast	Classic Twins up to 350	5	DNF	5:40.010	1:06.434	Market Rasen	81.262
-----	-----	-------------	-------------------------	---	-----	----------	----------	--------------	--------

**Announcements**

- Classic 125 & 250 Single Cylinder 92.5% Ave Speed = 69.48 mph
- Classic 350 Single Cylinder 92.5% Ave Speed = 68.13 mph
- Classic Twins up to 350 92.5% Ave Speed = 75.07 mph
- Classic up to 250 Twins 92.5% Ave Speed = 64.48 mph

Margin of Victory	Avg. Speed	Best Lap Tm	Best Speed	Best Lap by
20.388	81.165	1:06.770	82.762	44 - Robert Hodson

Chief Timekeeper - Damien Johns

Orbits

*DSol*

www.mylaps.com

Licensed to: PDMCC

Page 1/2

Aintree Round 3

Sorted on Laps


09 Classic 250 Tw / 125 & 250 Sin / 350 Tw / 350 Sin / 80

Aintree 1.535 miles

Race 9

06/08/2022 14:36

Race (6 Laps) started at 14:36:16



Pos	No.	Name	Class	Laps	Diff	Total Tm	Best Tm	Town / City	Avg. Speed
-----	-----	------	-------	------	------	----------	---------	-------------	------------

Classic up to 250 Twins

1	69	Geoffrey Bates	Classic up to 250 Twins	6		7:55.624	1:17.889	Thornton-Cleveleys	69.711
---	----	----------------	-------------------------	---	--	----------	----------	--------------------	--------

Announcements

- Classic 125 & 250 Single Cylinder 92.5% Ave Speed = 69.48 mph
- Classic 350 Single Cylinder 92.5% Ave Speed = 68.13 mph
- Classic Twins up to 350 92.5% Ave Speed = 75.07 mph
- Classic up to 250 Twins 92.5% Ave Speed = 64.48 mph

Margin of Victory	Avg. Speed	Best Lap Tm	Best Speed	Best Lap by
20.388	81.165	1:06.770	82.762	44 - Robert Hodson

Chief Timekeeper - Damien Johnson Orbits

*D Sal*

Aintree Round 3

Sorted on Laps


10 Up to 500 / 750 Twin / FE 500 GP / FE 501 Un / Supermono

Aintree 1.535 miles

Race 10

06/08/2022 14:51

Race (6 Laps) started at 14:51:29



Pos	No.	Name	Class	Laps	Diff	Total Tm	Best Tm	Town / City	Avg. Speed
-----	-----	------	-------	------	------	----------	---------	-------------	------------

Forgotten Era - 500GP

1	169	Kieran Jackson	Forgotten Era - 500GP	6		7:03.384	1:08.715	Barnsley	78.312
2	259	Paul Sweeney	Forgotten Era - 500GP	6	22.296	7:25.680	1:12.651	Manchester	74.394

Forgotten Era 501 Unlimited

1	741	Jamie O'Brien	Forgotten Era 501 Unlimited	6		6:14.153	1:00.662	Liverpool	88.616
2	77	Mark Brown	Forgotten Era 501 Unlimited	6	14.800	6:28.953	1:02.604	Newton-le-Willows	85.244
3	140	Paul Myler	Forgotten Era 501 Unlimited	6	22.467	6:36.620	1:04.680	Telford	83.596
4	31	Michael Crompton	Forgotten Era 501 Unlimited	6	28.764	6:42.917	1:05.514	Prescot	82.290
5	19	Gordon Clark	Forgotten Era 501 Unlimited	6	29.177	6:43.330	1:05.250	Hemel Hempstead	82.206
6	188	Sean Gauchwin	Forgotten Era 501 Unlimited	6	47.457	7:01.610	1:08.386	Wigan	78.641

Supermono

1	153	William Fletcher	Supermono	6		6:53.863	1:07.520	York	80.113
---	-----	------------------	-----------	---	--	----------	----------	------	--------

Up to 500

1	711	Stephen Gorton	Up to 500	6		6:38.787	1:04.897	Manchester	83.142
2	83	Darran Cooper	Up to 500	6	10.810	6:49.597	1:06.712	Liverpool	80.948
3	891	Connor Woodman	Up to 500	6	23.071	7:01.858	1:08.593	Blackpool	78.595
4	98	Scot Christie	Up to 500	5	1 Lap	6:28.295	1:15.837	Southport	71.157
5	13	Michael Bartlett	Up to 500	5	1 Lap	6:54.564	1:20.043	Barnsley	66.648

750 Twins

1	67	Richard Hunt	750 Twins	6		6:16.602	1:01.857	Wetherby	88.040
2	96	Thomas Hodge	750 Twins	6	0.591	6:17.193	1:01.749	Chorley	87.902
3	17	Martin Kelly	750 Twins	6	11.198	6:27.800	1:03.844	Chorley	85.498
4	137	Robert Taylor	750 Twins	6	20.907	6:37.509	1:04.519	Birmingham	83.409
5	48	Philip Morris	750 Twins	6	31.722	6:48.324	1:06.462	Bishops Castle	81.200
6	15	Colin Cooke	750 Twins	6	32.186	6:48.788	1:06.873	Bury	81.108
7	171	Anthony Stock	750 Twins	6	37.734	6:54.336	1:07.040	Liverpool	80.022
8	281	Oliver Wilson	750 Twins	6	46.336	7:02.938	1:08.754		78.394
9	178	Michael Wilkinson	750 Twins	6	46.639	7:03.241	1:08.455	Preston	78.338

Announcements

FE 500 GP 92.5% Ave Speed = 72.43 mph  
 FE 501 Unlimited 92.5% Ave Speed = 81.96 mph  
 Supermono 92.5% Ave Speed = 74.1 mph  
 Up to 500 Open 92.5% Ave Speed = 76.9 mph

Margin of Victory	Avg. Speed	Best Lap Tm	Best Speed	Best Lap by
2.449	88.616	1:00.662	91.095	741 - Jamie O'Brien

Chief Timekeeper - Damien Johnson

Orbits

www.mylaps.com  
 Licensed to: PDMCC  
 Page 1/2

Sorted on Laps

Aintree Round 3

10 Up to 500 / 750 Twin / F.E 500 GP / FE 501 Un / Supermono

Aintree 1.535 miles

Race 10

06/08/2022 14:51

Race (6 Laps) started at 14:52:29

Pos	No.	Name	Class	Laps	Diff	Total Tm	Best Tm	Town / City	Avg. Speed
10	84	James Spain	750 Twins	6	51.789	7:08.391	1:09.284	Kendal	77.397

750 Twins 92.5% Ave Speed = 81.43 mph

Margin of Victory	Avg. Speed	Best Lap Tm	Best Speed	Best Lap by
2.449	88.616	1:00.662	91.095	741 - Jamie O'Brien

Chief Timekeeper - Damien Johnson

Orbits

*D. Sol*

Aintree Round 3

Sorted on Laps

01 Superbikes 401-1300

Aintree 1.535 miles

Race 11

06/08/2022 15:02

Race (6 Laps) started at 15:02:58

Pos	No.	Name	Class	Laps	Diff	Total Tm	Best Tm	Town / City	Avg. Speed
Superbikes 401-1300									
1	160	Oliver Riley	Superbikes 401-1300	6		5:42.364	56.370	Bolton	96.844
2	24	Samuel Walker	Superbikes 401-1300	6	3.917	5:46.281	56.694	Barrow-in-Furness	95.749
3	22	Danny Lewis	Superbikes 401-1300	6	5.066	5:47.430	56.672	Wirral	95.432
4	75	Lance Cronshaw	Superbikes 401-1300	6	8.758	5:51.122	57.449	Blackburn	94.429
5	361	Richard Wilson	Superbikes 401-1300	6	9.117	5:51.481	57.713	Nelson	94.332
6	54	John Marsh	Superbikes 401-1300	6	10.172	5:52.536	57.779	Burnley	94.050
7	311	Chris Roberts	Superbikes 401-1300	6	19.939	6:02.303	59.423	Liverpool	91.515
8	174	Scott Wilson	Superbikes 401-1300	6	29.754	6:12.118	1:00.874	Carnforth	89.101
9	32	Paul Davies	Superbikes 401-1300	6	34.583	6:16.947	1:00.593	Telford	87.959
10	121	Liam Thornton	Superbikes 401-1300	6	50.606	6:32.970	1:00.576	Bootle	84.373
11	321	David Jackson	Superbikes 401-1300	6	59.117	6:41.481	1:05.596	Preston	82.584
12	191	Wayne Kemp	Superbikes 401-1300	6	04.071	6:46.435	1:05.769	Manchester	81.578

Announcements

Superbikes 401-1300 92.5% Ave Speed = 89.58 mph

Margin of Victory	Avg. Speed	Best Lap Tm	Best Speed	Best Lap by
3.917	96.844	56.370	98.031	160 - Oliver Riley

Chief Timekeeper - Damien Johnson

Orbits



www.mylaps.com  
Licensed to: PDMCC

Aintree Round 3

Sorted on Laps

02 125GP & Single Cylinder / F400 / 650 Twins & Mini Twins

Aintree 1.535 miles

Race 12

06/08/2022 15:14

Race (6 Laps) started at 15:14:16



Pos	No.	Name	Class	Laps	Diff	Total Tm	Best Tm	Town / City	Avg. Speed
Formula 400									
1	122	Colin Wilcock	Formula 400	6		6:35.520	1:04.807	Leigh	83.829
2	711	Stephen Gorton	Formula 400	6	0.208	6:35.728	1:04.890	Manchester	83.785
3	35	Anthony Peck	Formula 400	6	7.068	6:42.588	1:05.805	Leyland	82.357
4	83	Darran Cooper	Formula 400	6	16.493	6:52.013	1:07.209	Liverpool	80.473
5	98	Scott Christie	Formula 400	5	1 Lap	6:22.087	1:15.117		72.313

125cc GP & Unlimited S/C

1	153	William Fletcher	125cc GP & Unlimited S/C	6		6:42.596	1:05.628		82.356
2	361	Richard Wilson	125cc GP & Unlimited S/C	6	8.532	6:51.128	1:07.362	Nelson	80.646
3	4	Norman Williamson	125cc GP & Unlimited S/C	6	29.211	7:11.807	1:10.163	Liverpool	76.784

650 Twins & Mini Twins

1	43	James Hodson	650 Twins & Mini Twins	6		6:14.027	1:01.142	Wigan	88.646
2	137	Robert Taylor	650 Twins & Mini Twins	6	20.189	6:34.216	1:04.191	Birmingham	84.106
3	48	Philip Morris	650 Twins & Mini Twins	6	29.525	6:43.552	1:06.160	Bishops Castle	82.160
4	15	Colin Cooke	650 Twins & Mini Twins	6	29.540	6:43.567	1:06.101	Bury	82.157
5	171	Anthony Stock	650 Twins & Mini Twins	6	35.392	6:49.419	1:06.760	Liverpool	80.983
6	281	Oliver Wilson	650 Twins & Mini Twins	6	37.522	6:51.549	1:06.571		80.564
7	891	Connor Woodman	650 Twins & Mini Twins	6	38.370	6:52.397	1:07.066	Blackpool	80.398
8	178	Michael Wilkinson	650 Twins & Mini Twins	6	41.669	6:55.696	1:07.582	Preston	79.760
9	84	James Spain	650 Twins & Mini Twins	6	52.449	7:06.476	1:08.532	Kendal	77.744

Announcements

Formula 400 92.5% Ave Speed = 77.54 mph

125 GP & Unlimited Single Cylinder 92.5% Ave Speed = 76.17 mph

650 Twins & Mini Twins 92.5% Ave Speed = 81.99 mph

Margin of Victory	Avg. Speed	Best Lap Tm	Best Speed	Best Lap by
20.189	88.646	1:01.142	90.380	43 - James Hodson

Chris Timekeeper - Damien Johns

Orbits

www.mylaps.com  
Licensed to: PDMCC

**Sorted on Laps**

Aintree Round 3

03 350 GP / 650 Super Twins / Steel Frame 600

Aintree 1.535 miles

Race 13

06/08/2022 15:25

Race (6 Laps) started at 15:25:49



Pos	No.	Name	Class	Laps	Diff	Total Tm	Best Tm	Town / City	Avg. Speed
<b>Steel Frame 600</b>									
1	21	James Leatham	Steel Frame 600	3		3:02.060	59.100	Warrington	91.058
2	92	Matthew Miller	Steel Frame 600	3	4.000	3:06.060	1:00.310	Southport	89.100
3	5	Martin Clare	Steel Frame 600	3	6.555	3:08.615	1:01.577	Wigan	87.893
4	39	Wayne Pudge	Steel Frame 600	3	7.270	3:09.330	1:01.479	Southport	87.561
5	6	Anthony Martin	Steel Frame 600	3	16.433	3:18.493	1:04.667	Widnes	83.519
6	126	Michael Armstrong	Steel Frame 600	3	24.536	3:26.596	1:06.832	Workington	80.244
7	186	Stephen Wilkinson	Steel Frame 600	3	24.766	3:26.826	1:06.027	Rochdale	80.154
8	130	John Darren Fawcett	Steel Frame 600	3	27.444	3:29.504	1:06.869	Whitehaven	79.130
9	691	Jason Breakey	Steel Frame 600	3	28.385	3:30.445	1:07.727	Abergele	78.776
10	185	Christopher Hill	Steel Frame 600	3	28.970	3:31.030	1:07.234	Wrexham	78.558

<b>350 GP</b>									
1	197	Simon Lehane	350 GP	3		3:25.879	1:06.155	Pontefract	80.523
2	151	Edward Wilson	350 GP	3	7.493	3:33.372	1:07.277	Isle of Man	77.695
3	79	Alec Cottam	350 GP	3	24.158	3:50.037	1:14.831	Preston	72.067

<b>650 Super Twins</b>									
1	43	James Hodson	650 Super Twins	3		3:06.569	1:00.123	Wigan	88.857
2	96	Thomas Hodge	650 Super Twins	3	5.530	3:12.099	1:02.047	Chorley	86.299
3	48	Philip Morris	650 Super Twins	3	18.900	3:25.469	1:06.486	Bishops Castle	80.684
4	171	Anthony Stock	650 Super Twins	3	19.839	3:26.408	1:06.344	Liverpool	80.317
5	281	Oliver Wilson	650 Super Twins	3	20.760	3:27.329	1:06.180	Carnforth	79.960
6	84	James Spain	650 Super Twins	3	27.165	3:33.734	1:08.514	Kendal	77.564
DNF	87	Paul Magnay	650 Super Twins	2	DNF	2:15.926	1:06.010		81.309

<b>Not classified</b>									
DQ	67	Richard Hunt	650 Super Twins	3	DQ	3:10.890	1:01.853		86.846

**Announcements**

#67 DQ for causing red flag  
 Steel Frame 600 92.5% Ave.Speed = 84.22 mph  
 350 GP 92.5% Ave Speed = 74.48 mph  
 650 Super Twin 92.5% Ave Speed = 82.19 mph

Margin of Victory	Avg. Speed	Best Lap Tm	Best Speed	Best Lap by
4.000	91.058	59.100	93.503	21 - James Leatham

Chief Timekeeper - Damien Johnson

Orbits

www.mylaps.com  
 Licensed to: PDMCC

Aintree Round 3

Sorted on Laps


04 Powerbikes 501-1300 / Golden Era Superbikes

Aintree 1.535 miles

Race 14

06/08/2022 15:51

Race (6 Laps) started at 15:51:57



Pos	No.	Name	Class	Laps	Diff	Total Tm	Best Tm	Town / City	Avg. Speed
<b>Golden Era Superbikes</b>									
1	641	Ian Emson	Golden Era Superbikes	5		5:48.792	1:08.157	Warrington	79.216
2	158	Brian Bates	Golden Era Superbikes	5	9.623	5:58.415	1:11.315	Burnley	77.089
Not classified									
DNF	139	Rob Barber	Golden Era Superbikes	1	DNF	1:03.167			87.482
DNF	145	Andrew Lovett	Golden Era Superbikes	1	DNF	1:04.944		Chorley	85.089
<b>Powerbikes 501-1300</b>									
1	24	Samuel Walker	Powerbikes 501-1300	6		5:43.507	56.362	Barrow-in-Furness	96.522
2	75	Lance Cronshaw	Powerbikes 501-1300	6	4.657	5:48.164	57.215	Blackburn	95.231
3	361	Richard Wilson	Powerbikes 501-1300	6	7.383	5:50.890	57.762	Nelson	94.491
4	54	John Marsh	Powerbikes 501-1300	6	10.036	5:53.543	58.352		93.782
5	76	Peter Whiteside	Powerbikes 501-1300	6	10.692	5:54.199	58.624	Preston	93.608
6	22	Danny Lewis	Powerbikes 501-1300	6	23.577	6:07.084	57.033	Wirral	90.323
7	32	Paul Davies	Powerbikes 501-1300	6	24.406	6:07.913	1:00.374	Telford	90.119
8	102	Matthew Rostron	Powerbikes 501-1300	6	28.350	6:11.857	1:00.807	Liverpool	89.163
9	121	Liam Thornton	Powerbikes 501-1300	6	31.332	6:14.839	1:00.660	Bootle	88.454
Not classified									
DNF	160	Oliver Riley	Powerbikes 501-1300	4	DNF	3:45.668	55.827	Bolton	97.949

Announcements

Golden Era Superbikes 92.5% Ave Speed = 73.27 mph  
 Powerbikes 501 - 1300 92.5% Ave Speed = 89.28 mph

Margin of Victory	Avg. Speed	Best Lap Tm	Best Speed	Best Lap by
4.657	96.522	56.362	98.045	24 - Samuel Walker

Chief Timekeeper - Damien Johnson Orbits

www.mylaps.com  
 Licensed to: PDMCC



Aintree Round 3

Sorted on Laps

05 Early Stocks

Aintree 1.535 miles

Race 15

06/08/2022 16:10

Race (6 Laps) started at 16:10:33



Pos	No.	Name	Class	Laps	Diff	Total Tm	Best Tm	Town / City	Avg. Speed
Early Stocks									
1	286	John Chambers	Early Stocks	6		6:29.313	1:03.331	Burton-on-Trent	85.165
2	222	Derek Heap	Early Stocks	6	0.360	6:29.673	1:03.411	Prescot	85.087
3	77	Mark Brown	Early Stocks	6	1.774	6:31.087	1:04.100	Newton-le-Willows	84.779
4	19	Gordon Clark	Early Stocks	6	11.375	6:40.688	1:05.231	Hemel Hempstead	82.748
5	152	John Adamson	Early Stocks	6	29.310	6:58.623	1:08.090	Bolton	79.203
6	188	Sean Gauchwin	Early Stocks	6	30.786	7:00.099	1:07.740	Wigan	78.924
7	213	Mark Bostock	Early Stocks	6	39.543	7:08.856	1:09.957	Bradford	77.313
8	204	Daniel Pritchard	Early Stocks	6	48.106	7:17.419	1:11.526	Leek	75.799
9	137	Robert Taylor	Early Stocks	6	57.101	7:26.414	1:12.556	Birmingham	74.272
10	179	Ian Beattie	Early Stocks	6	03.405	7:32.718	1:13.943	Wigan	73.238
11	289	Brad Mason	Early Stocks	6	06.556	7:35.869	1:14.895	Clitheroe	72.731
12	240	Garry McCormack	Early Stocks	5	1 Lap	6:56.329	1:21.335	West Bromwich	66.366

Announcements

Early Stocks 92.5% Ave Speed = 78.77 mph

Margin of Victory	Avg. Speed	Best Lap Tm	Best Speed	Best Lap by
0.360	85.165	1:03.331	87.256	286 - John Chambers

Chief Timekeeper - Damien Johnson

Orbits

www.mylaps.com  
Licensed to: PDMCC

Aintree Round 3

Sorted on Laps


06 Formula 600

Aintree 1.535 miles

Race 16

06/08/2022 16:22

Race (6 Laps) started at 16:22:14



Pos	No.	Name	Class	Laps	Diff	Total Tm	Best Tm	Town / City	Avg. Speed
Formula 600									
1	54	John Marsh	Formula 600	6		5:51.920	57.054	Burnley	94.215
2	21	James Leatham	Formula 600	6	0.051	5:51.971	57.801	Warrington	94.201
3	76	Peter Whiteside	Formula 600	6	1.588	5:53.508	58.082	Preston	93.791
4	58	Andrew Ripley	Formula 600	6	14.030	6:05.950	59.563	Stoke-on-Trent	90.603
5	102	Matthew Rostron	Formula 600	6	14.217	6:06.137	59.671	Liverpool	90.556
6	105	Thomas Wignall	Formula 600	6	17.656	6:09.576	1:00.503	Preston	89.714
7	151	Edward Wilson	Formula 600	6	24.679	6:16.599	1:01.689	Isle of Man	88.041
8	87	Paul Magnay	Formula 600	6	38.390	6:30.310	1:03.726	Appleby-in-Westmorl	84.948
Not classified									
DNF	366	John Francis	Formula 600	2	DNF	2:17.244	1:06.371	Chorley	80.528

Announcements

Formula 600 92.5% Ave Speed = 87.14 mph

Margin of Victory	Avg. Speed	Best Lap Tm	Best Speed	Best Lap by
0.051	94.215	57.054	96.856	54 - John Marsh

Chief Timekeeper - Damien Johnson

Orbits

www.mylaps.com  
Licensed to: PDMCC

Aintree Round 3

Sorted on Laps

07 351-500 Classics / Unlimited Classics / Post Classics 750

Aintree 1.535 miles

Race 17

06/08/2022 16:32

Race (6 Laps) started at 16:32:51



Pos	No.	Name	Class	Laps	Diff	Total Tm	Best Tm	Town / City	Avg. Speed
-----	-----	------	-------	------	------	----------	---------	-------------	------------

Post Classic up to 750

1	991	Leon Lerego	Post Classic up to 750	6		6:44.012	1:06.383	Ross-on-Wye	82.067
2	4	Norman Williamson	Post Classic up to 750	6	31.026	7:15.038	1:10.532	Liverpool	76.214

Unlimited Classic

1	31	Michael Crompton	Unlimited Classic	6		6:44.688	1:06.653	Prescot	81.930
2	23	Ian Streets	Unlimited Classic	6	25.852	7:10.540	1:10.602	Wirral	77.010

351 - 500 Classic

1	150	Stephen Atkin	351 - 500 Classic	6		6:54.601	1:07.620	Rossendale	79.971
2	204	Daniel Pritchard	351 - 500 Classic	6	18.238	7:12.839	1:07.773	Leek	76.601
3	71	Andrew Heckle	351 - 500 Classic	6	31.805	7:26.406	1:13.075	Liverpool	74.273

Not classified

DNF	40	Brian Cooper	351 - 500 Classic	4	DNF	4:57.859	1:13.071	Burnley	74.210
-----	----	--------------	-------------------	---	-----	----------	----------	---------	--------

Announcements

Post Classic up to 750 92.5% Ave Speed = 75.91 mph

Unlimited Classics 92.5% Ave Speed = 75.78 mph

351-500 Classics 92.5% Ave Speed = 73.97 mph

Margin of Victory	Avg. Speed	Best Lap Tm	Best Speed	Best Lap by
0.676	82.067	1:06.383	83.244	991 - Leon Lerego

Chief Timekeeper - Damien Johnson

Orbits

www.mylaps.com  
Licensed to: PDMCC

Aintree Round 3

Sorted on Laps

08 Pre Injection up to 600 / Pre Injection over 600

Aintree 1.536 miles

Race 18

06/08/2022 16:44

Race (6 Laps) started at 16:44:24

Pos	No.	Name	Class	Laps	Diff	Total Tm	Best Tm	Town / City	Avg. Speed
Pre Injection Over 600									
1	92	Matthew Miller	Pre Injection Over 600	6		6:00.434	59.207	Southport	91.989
2	311	Chris Roberts	Pre Injection Over 600	6	0.774	6:01.208	58.996	Liverpool	91.792
3	96	Thomas Hodge	Pre Injection Over 600	6	14.731	6:15.165	1:01.632	Chorley	88.377
4	140	Paul Myler	Pre Injection Over 600	6	42.168	6:42.602	1:05.427	Telford	82.354
5	77	Mark Brown	Pre Injection Over 600	6	43.481	6:43.915	1:05.876	Newton-le-Willows	82.087
6	170	Vic Weaver	Pre Injection Over 600	6	13.901	7:14.335	1:10.057	Chester	76.337

Not classified

DNF	139	Rob Barber	Pre Injection Over 600	1	DNF	1:08.150			81.086
-----	-----	------------	------------------------	---	-----	----------	--	--	--------

Pre Injection up to 600

1	21	James Leatham	Pre Injection up to 600	6					
2	5	Martin Clare	Pre Injection up to 600	6		6:15.690	1:01.865	Wigan	88.254
3	39	Wayne Pudge	Pre Injection up to 600	6	0.177	6:15.867	1:01.361	Southport	88.212
4	7	Antony Mitchell	Pre Injection up to 600	6	16.363	6:32.053	1:03.833	Mold	84.570
5	182	Nicholas Clare	Pre Injection up to 600	6	16.408	6:32.098	1:04.191	Winsford	84.560
6	366	John Francis	Pre Injection up to 600	6	16.847	6:32.537	1:04.245	Chorley	84.466
7	6	Anthony Martin	Pre Injection up to 600	6	16.889	6:32.579	1:04.189	Widnes	84.457
8	321	David Jackson	Pre Injection up to 600	6	27.548	6:43.238	1:04.813	Preston	82.224
9	711	Stephen Gorton	Pre Injection up to 600	6	32.393	6:48.083	1:06.346	Manchester	81.248
10	191	Wayne Kemp	Pre Injection up to 600	6	32.840	6:48.530	1:06.047	Manchester	81.159
11	186	Stephen Wilkinson	Pre Injection up to 600	6	35.876	6:51.566	1:04.630	Rochdale	80.561
12	126	Michael Armstrong	Pre Injection up to 600	6	36.418	6:52.108	1:06.021	Workington	80.455
13	691	Jason Breakey	Pre Injection up to 600	6	37.112	6:52.802	1:06.471	Abergele	80.319
14	185	Christopher Hill	Pre Injection up to 600	6	38.437	6:54.127	1:06.137	Wrexham	80.062
15	130	John Darren Fawcett	Pre Injection up to 600	6	42.408	6:58.098	1:06.947	Whitehaven	79.302

Announcements

#21 No Tx Position assigned manually

Pre Injection over 600 92.5% Ave Speed = 85.08 mph

Pre Injection up to 600 92.5% Ave Speed = 81.63 mph

Margin of Victory	Avg. Speed	Best Lap Tm	Best Speed	Best Lap by
0.774	91.989	58.996	93.667	311 - Chris Roberts

Chief Timekeeper - Damien Johnson

Orbits



www.mylaps.com

Licensed to: PDMCC

Aintree Round 3

Sorted on Laps

09 Classic 250 Tw / 125 & 250 Sin / 350 Tw / 350 Sin / 80

Aintree 1.535 miles

Race 19

06/08/2022 16:56

Race (6 Laps) started at 16:56:03

Pos	No.	Name	Class	Laps	Diff	Total Tm	Best Tm	Town / City	Avg. Speed
Classic 125 & 250 S/C									
1	108	David Whitehouse	Classic 125 & 250 S/C	6		7:33.196	1:12.896	Manchester	73.160
2	322	John Ashmead	Classic 125 & 250 S/C	6	4.986	7:38.182	1:14.905	Derby	72.364
3	566	Michael Wilby	Classic 125 & 250 S/C	6	32.667	8:05.863	1:19.812	Blackburn	68.241
4	38	James Millington	Classic 125 & 250 S/C	5	1 Lap	6:52.274	1:20.588	Barrow-in-Furness	67.019
5	4	Norman Williamson	Classic 125 & 250 S/C	5	1 Lap	6:52.632	1:19.731	Liverpool	66.960
6	343	Murray Smoker	Classic 125 & 250 S/C	5	1 Lap	6:53.933	1:20.937	Southport	66.750
7	94	Nicholas Penny	Classic 125 & 250 S/C	5	1 Lap	7:22.511	1:26.346	Ulverston	62.439

Not classified

DNF	91	Christopher Kent	Classic 125 & 250 S/C	1	DNF	1:35.448		Buxton	57.895
-----	----	------------------	-----------------------	---	-----	----------	--	--------	--------

Classic 350 S/C

1	18	Keith Dixon	Classic 350 S/C	6		7:27.493	1:13.233	Blackburn	74.093
---	----	-------------	-----------------	---	--	----------	----------	-----------	--------

Not classified

DNF	118	Mark Cronshaw	Classic 350 S/C	3	DNF	3:23.317	1:05.257	Rosendale	81.538
-----	-----	---------------	-----------------	---	-----	----------	----------	-----------	--------

Classic Twins up to 350

1	44	Robert Hodson	Classic Twins up to 350	6		6:46.993	1:06.573	Wigan	81.466
2	174	Scott Wilson	Classic Twins up to 350	6	16.665	7:03.658	1:08.396	Carnforth	78.261
3	85	Michael Titchmarsh	Classic Twins up to 350	6	22.517	7:09.510	1:10.482	Saltburn-by-the-Sea	77.195
4	23	Ian Streets	Classic Twins up to 350	6	24.568	7:11.561	1:10.811	Wirral	76.828
5	71	Andrew Heckle	Classic Twins up to 350	6	32.016	7:19.009	1:11.972	Liverpool	75.525
6	128	Steven Bedford	Classic Twins up to 350	5	1 Lap	6:50.863	1:19.049	Peterborough	67.249

Classic up to 250 Twins

1	69	Geoffrey Bates	Classic up to 250 Twins	6		7:54.393	1:17.743	Thornton-Cleveleys	69.891
---	----	----------------	-------------------------	---	--	----------	----------	--------------------	--------

Announcements

Classic 125 & 250 Single Cylinder 92.5% Ave Speed = 67.67 mph

Classic 350 Single Cylinder 92.5% Ave Speed = 68.53 mph

Classic Twins up to 350 92.5% Ave Speed = 75.35 mph

Classic up to 250 Twins 92.5% Ave Speed = 64.64 mph

Margin of Victory	Avg. Speed	Best Lap Tm	Best Speed	Best Lap by
16.665	81.466	1:06.573	83.007	44 - Robert Hodson

Chief Timekeeper - Damien Johnson

Orbits

*DSJ*

www.mylaps.com

Licensed to: PDMCC

**Sorted on Laps**

Aintree Round 3

10 Up to 500 / 750 Twin / FE 500 GP / FE 501 Un / Supermono

Aintree 1.535 miles

Race 20

06/08/2022 17:08

Race (6 Laps) started at 17:08:30

Pos	No.	Name	Class	Laps	Diff	Total Tm	Best Tm	Town / City	Avg. Speed
-----	-----	------	-------	------	------	----------	---------	-------------	------------

**Forgotten Era - 500GP**

1	35	Anthony Peck	Forgotten Era - 500GP	6		6:54.667	1:06.691	Leyland	79.958
2	169	Kieran Jackson	Forgotten Era - 500GP	6	11.490	7:06.157	1:09.150	Barnsley	77.802
3	259	Paul Sweeney	Forgotten Era - 500GP	6	31.971	7:26.638	1:12.233	Manchester	74.235

**Forgotten Era 501 Unlimited**

1	741	Jamie O'Brien	Forgotten Era 501 Unlimited	6		6:16.518	1:01.709	Liverpool	88.060
2	140	Paul Myler	Forgotten Era 501 Unlimited	6	17.426	6:33.944	1:04.452	Telford	84.164
3	77	Mark Brown	Forgotten Era 501 Unlimited	6	18.445	6:34.963	1:04.850	Newton-le-Willows	83.947
4	19	Gordon Clark	Forgotten Era 501 Unlimited	6	23.593	6:40.111	1:04.854	Hemel Hempstead	82.867
5	31	Michael Crompton	Forgotten Era 501 Unlimited	6	32.714	6:49.232	1:05.851	Prescot	81.020

**Up to 500**

1	711	Stephen Gorton	Up to 500	6		6:36.732	1:04.540	Manchester	83.573
2	83	Darran Cooper	Up to 500	6	11.975	6:48.707	1:06.020	Liverpool	81.124
3	891	Connor Woodman	Up to 500	6	16.911	6:53.643	1:07.582	Blackpool	80.156
4	98	Scot Christie	Up to 500	5	1 Lap	6:19.219	1:14.470	Southport	72.860
5	13	Michael Bartlett	Up to 500	5	1 Lap	6:48.970	1:19.558	Barnsley	67.560

**750 Twins**

1	96	Thomas Hodge	750 Twins	6		6:24.753	1:03.056	Chorley	86.175
2	17	Martin Kelly	750 Twins	6	7.067	6:31.820	1:03.991	Chorley	84.620
3	137	Robert Taylor	750 Twins	6	11.584	6:36.337	1:04.854	Birmingham	83.656
4	15	Colin Cooke	750 Twins	6	23.523	6:48.276	1:06.533	Bury	81.210
5	171	Anthony Stock	750 Twins	6	28.390	6:53.143	1:06.984	Liverpool	80.253
6	48	Philip Morris	750 Twins	6	28.402	6:53.155	1:07.028	Bishops Castle	80.251
7	281	Oliver Wilson	750 Twins	6	29.467	6:54.220	1:06.600		80.044
8	178	Michael Wilkinson	750 Twins	6	38.754	7:03.507	1:08.882	Preston	78.289

**Announcements**

FE 500 GP 92.5% Ave Speed = 73.96 mph  
 FE 501 Unlimited 92.5% Ave Speed = 81.45 mph  
 Up to 500 Open 92.5% Ave Speed = 77.3 mph  
 750 Twins 92.5% Ave Speed = 79.71 mph

Margin of Victory	Avg. Speed	Best Lap Tm	Best Speed	Best Lap by
8.235	88.060	1:01.709	89.549	741 - Jamie O'Brien

Chief Timekeeper - Damien John

Orbits

*D. John*

www.mylaps.com  
 Licensed to: PDMCC